

Wheel Tracks




So Ed Sullivan would say... "It's a Really Big Shew"

These two gents on the left have worked all year to put on a "Really Big Shew" (Show) for you. Bob Chase *left* and Duane Leach, "one way or another", intend our 2015 VAE Antique & Classic Car Meet in Stowe to be better than the 58 shows that went before.

GO TO STOWE , THERE WILL BE AN AUTO SHOW THERE



August
7th, 8th & 9th



Turn to page 6 for more about
"Our Big Shew"!

Gary O's 1915 Dodge..... Page 2

More Dodge info & some humor..... Page 5

Dave's Garage helps a VAEr (Maybe).... Page 8

Malcolm Young has a plan..... Page 9

Chris presents "Q is for Queen"..... Page 10

The 8th Grade at Brighton gets their trip.... Page 11

The 2015 Golden Wrench Awards....Pages 12 & 13



This 1915 Dodge touring car, the first year that Dodge made cars, is VAE member, Gary Olney's new purchase. Above is a picture of his car in 1950, to the right is the car today.

The Dodge brothers, Horace and John, learned the machinist trade from their father. They went on to start a company that built bicycles in 1899 with partner, Mr. Evans. The bikes were called Evans & Dodge or E&D bicycles, the first product to bare the Dodge name. The brothers expanded their shop and their reputation for fine work landed them a contract from the Olds Motor Works of Detroit to build 3000 automobile transmissions in 1902. Within a year they joined the Ford company and was a major part of developing the Ford brand. The Dodge Brothers opened their own factory in 1914 and produced 249 touring cars that year which were classified 1915 models. In 1915 they produced 45,000 vehicles capturing the number three position in the U.S. Gary Olney's Dodge is number 19,679, built in July 1915. By the end of 1920, both brothers had died and over 565,000 cars had been produced.

Wheel Tracks assumes the writing on the car above is for promotional purposes but does anyone have more information as to where and why it was used?



FROM THE PRESIDENT... DAN NOYES

Does the show make the club or the club makes the show?

As many as two dozen members of the VAE meet every month, year round, getting ready for the **Stowe Antique and Classic car show**. Each year things change, new ideas take shape, however, the overall goal is to keep improving and make each year better than the last. However we cannot pull this event off with out you. Volunteers are needed in the week leading up to the show, there are tents to set up, the field needs to be laid out and there is always a woodchuck hole or two to be filled. Perhaps you have just a morning, afternoon or a whole day, either way please give Bob or Duane a call and let them know when you are available. It is our club that makes this show so successful. Thanks!

Bob...802-253-4897 Duane... 802-849-6174



Last month Wheel Tracks featured an update to our club bylaws, we will be voting on these changes at the Stowe Show. Please join us at 10:30 in the morning, Saturday, August 8th in the tent behind the registration booth for our monthly business meeting. Please feel free to contact me with any questions or comments.

Last winter and early spring I began to survey club members about developing a 5-year plan for the club (I will continue this once we have moved forward on updating our bylaws). One thing that initially popped out was that people wanted more tours. There are two lined up this fall, a September **Garage Tour** and in October our tradition **Gypson Tour**. These are followed by our annual meeting in November and a Yankee swap in December. Hope to see you there.

Respectfully submitted, **Dan Noyes**

Also At the Show.....

Operation Ignite..... Youth Judging and the future of our club!

One of the highlights each year for me is judging on Sunday morning. It's a great opportunity to really check out some of the amazing cars at our Stowe Car Show. It also gives me a chance to meet others in the club who are interested in judging, the owners of some amazing cars, and I always learn something new. This year I will be heading up the Youth Judging Program on Saturday. "Operation Ignite" is a program developed by Hagerty and is hosted at more than 70 classic car and boat events throughout the U.S., Canada and the U.K. The program is primarily for youth ages 8-14, with the goal of bringing the world of classics to a kid friendly level.

The Young Judges are guided through the show field as a group to pre-selected show cars and interact with owners, allowing the young judges to learn details, history and fun facts about each. We use a simplified score card that highlights five basic categories and is rated on a scale of 1-to-5 is used.

I will need some help. If you could spare 15 to 20 minutes Saturday afternoon to talk to our aspiring judges about what makes your car special, its history, and help me encourage the next generation of auto enthusiasts please give me a call or track me down at the show.

Dan Noyes, VAE President, 802-730-7171





"THE SOFTER SIDE"

A Column Shared by Mary Noble (Left) & Nancy Olney (Right)




FAMILY HOLIDAY TIME from Mary Noble

It has been a "rather" hectic but wonderful time here recently as our daughter and grandson were here from Colorado for two weeks. This involved visits from her friends, visits to her friends and a lot of meals to be prepared. (That's new??) Anyway, my brother and his wife were here for a couple of days so that he could drive the '28 Dodge in the 4th of July parade in Milton. We actually had three old cars in the parade. Our daughter's friend from England was here for a few days to try to understand what we were celebrating.. The highlight of the day was being in Underhill at the Boardman's July 4th party. It is so beautiful there with a spectacular view of the mountains and good company. However, just as we finished eating and just after Gael's announcement of the "show", a violent thundershower struck,, involving very heavy rain and winds, not a good thing as the "show" couldn't go on. But, it will be all set for next July. Think that is called "looking on the bright side of life".



Now it is back to reality - there are weeds in every possible place, the vegetable garden is not all planted, windows haven't been washed, but by golly, I'm going to get this column written. Wendell is making progress on the Model A truck (he said I should mention car stuff), sanding fenders, etc. He and grandson, Emery, went for a drive in one of the old cars and Emery took a turn around the block, as did his mother. Emery has his learner's permit from Colorado, but I think he is glad the driver's test will be with a newer vehicle! Now we look forward to the Stowe Show. Happy rest of the summer to all!!



One of Wheel Track's "Softer Side" Tri-writers has decided to retire her pen. Christine Stone has graced this column for a number of months with her view of the world and it has been great. Thank you Christine.

Would you like to write about your world every third month in the Softer Side?

Contact the editor, gafiske@gmail.com

"A letter to the editor."

The last issue of Wheel Tracks has a nice photo, of Lucille Sampson wonderfully attired for the fashion show at the Shelburne Museum car show. It is very unfortunate that, due to inadequate communications, Lucille and husband Jack were not able to be present at the formal fashion showing on board the Ticonderoga. Had they been there, I have little doubt that they would have won top honors. There was Lucille dressed as you see in the photo with a parasol and Jack equally well attired in knickers, knee socks, duster and goggles. They clearly put a great deal into their preparation. I hope we'll see them again at future shows, decked out in early twenties motoring garb.

Wendell Noble






A taxi passenger taps the driver on the shoulder to ask him a question. The driver screams, loses control of the car, nearly hits a bus, goes up on the footpath, and stops inches from a shop window. For a second, everything goes quiet in the cab, then the driver says, "Look buddy, don't ever do that again. You scared the daylights out of me!" The passenger apologizes and says, "I didn't realize that a little tap would scare you so much." The driver replies, "Sorry, it's not really your fault. Today is my first day as a cab driver. I've been driving a funeral car for the last 25 years."

A child asked his father, "How were people born?" So his father said, "Adam and Eve made babies, then their babies became adults and made babies, and so on." The child then went to his mother, asked her the same question and she told him, "We were monkeys then we evolved to become like we are now." The child ran back to his father and said, "You lied to me!" His father replied, "No, your mom was talking about her side of the family."

A lady noticed her friend was wearing her wedding ring on the wrong finger so she asked, "Why are you wearing your wedding ring on the wrong finger?" Her friend replied, "Because I married the wrong man!"

Reaching the end of a job interview, the Human Resources Officer asks a young engineer fresh out of the Massachusetts Institute of Technology, "And what starting salary are you looking for?" The engineer replies, "In the region of \$125,000 a year, depending on the benefits package." The interviewer inquires, "Well, what would you say to a package of five weeks vacation, 14 paid holidays, full medical and dental, company matching retirement fund to 50% of salary, and a company car leased every two years, say, a red Corvette?" The engineer sits up straight and says, "Wow! Are you kidding?" The interviewer replies, "Yeah, but you started it."

What happens to a frog's car when it breaks down?
It gets toad away.




Dodge Brothers was the only auto manufacturer that had an on-site test track.



155-MM HOWITZER

FROM THE
DODGE BROTHERS ORDINANCE DIVISION



In 1917 the U.S. contracted with Dodge Brothers to design and build 3714 recoil mechanisms for this Howitzer. The brothers built a completely new facility and delivered 854 by the time the armistice was signed and another 384 before the program was closed down. The Howitzer shoots a 95 pound projectile 7 miles. Originally produced by France, it was a major weapon during WW1.

Thousands of vehicles were built for WW1 by the Dodge Brothers. Cars, trucks and tracked vehicles of all sort. This information has been taken from Dodge Brothers Club news on Dodge brothers vehicles in WW1.



A little history about our 58 year-old Car Show in Stowe



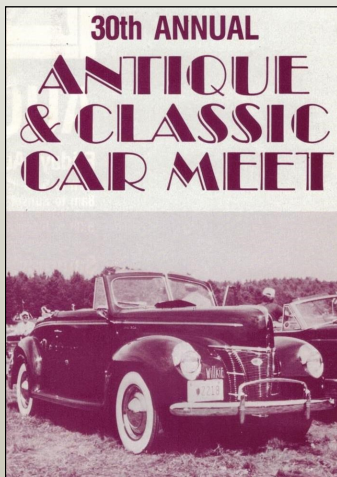
Using available records, the August 1960 show was advertised as the "VAE Third Summer Invitational Rally at Stowe". That year the gathering was a two-day event with a Back-road Tour and a supper barbecue on Saturday the 6th. After supper a WC Fields movie was viewed called "Hurry, Hurry, Hurry". Later a barbershop quartet performed and a square dance was called by Mr. Bill Chattin. On Sunday was the auto judging and award presentations.

Wheel Tracks has no records of the 1st and 2nd Rally in Stowe. If anyone would like to share their records for 1958 and 1959, that information will be published.

Our next glimpse at the Show in Stowe is 1971, billed as the "14th Annual Stowe Meet". Over 300 cars were on display. There was mention of a new parade route, causing some confusion, but all was forgiven when everyone enjoyed the "banner supper and the film viewing" Saturday evening. It was reported that the "new flea-market was well vended and well attended, although falling victim to frequent rain showers".

The Fall issue of Wheel Tracks, 1980 is our next view of the show. There were 361 cars in attendance with over fifty Woodies among them. Mr. Russ Snow was the chairman and reported a record was set with 250 flea market spaces. 1980 was Russ's second year as chair and he announced that he would like to have someone take his place the next year.

The next Wheel Tracks that mentions the show in Stowe was the 1984 issue. It had become a three day event by then and that year Dave Gonyon was chair. An "antique clothing fashion show" on Saturday was planned and chaired by Ginger Lacombe. Other plans were a cheese and wine party Friday night and a concert on Saturday. Just like this year, 2015, there were many requests for help.

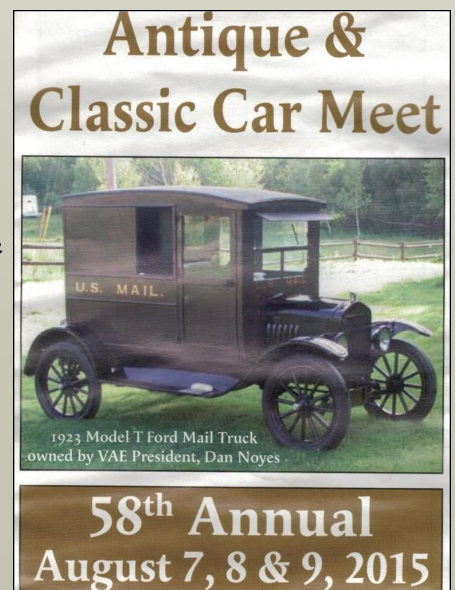


By 1987 we had adopted the name that we call the show today. That year it was billed "The 30th Annual Antique and Classic Car meet" and it took place on the Topnotch Field on the Mountain Road. It also appears that the newsletter "Wheeltracks" was a single word then and had changed from a 4-season publication to monthly. Tom Maclay was by then the Show chair and in a letter to the VAE Board he recommended a hand-book should be published so everyone knows how to set up and run the show at Stowe. He also spoke of the huge lack of help and the difficulty of running the show short-handed. No other details were published about the 1987 show in Stowe. The car pictured to the left on the '87 show flyer was the "Best of Show" the previous year, a 1940 Ford Deluxe Convertible owned by Jonathan James of Meredith, NH.

Now, please, Fast-forward to 2015. Our 58th show at Stowe and our President Dan Noyes' 1923 Model T mail truck is on our flyer. It will be happening in just a few days and "One Way or Another" our two show chairs will have a great event for us to enjoy. Bob Chase and Duane Leach, like always, are asking for your help in our show. Even if you have an hour or two to spare, they can use you. Call either one of these numbers and let them know when you can be there.... 802-253-4897 or 802-849-6174.

Wheel Tracks asked the guys what advancements they are most proud of on their watch. They replied with many. The new Display Ramp, ATM service, the very popular Crafter's Tent, the Dragster Display, the Valve Cover Racing and the Matchbox Race just to name a few. One of the greatest advancements is our Innovative Educational Events. The VAE became a non-profit 501C3 organization a few years ago, the non-profit arm is called the VAAS, and the club has very effectively focused on education and our Vermont school students.

Come to the SHOW and enjoy three days of fun. Better yet, give us a hand for a few hours and we guarantee you will have even more fun.





The Roadside Diner



Zucchini Casserole from our proofreader Edi Fiske

6 cups sliced summer squash
1/4 cups chopped onions
1 can cream of chicken soup
1 cup shredded carrots

8 oz. pkg. stuffing mix
1/2 cup melted butter
1 cup sour cream

Cook squash and onions for 5 minutes. Drain well. Together mix soup, sour cream, carrots, squash and onions. Make stuffing mix with melted butter. Place 1/2 stuffing mix in casserole dish, pour vegetable mixture on the top of dressing, the other 1/2 stuffing mix on top.

Cover top with shredded cheese.

Bake 350 degrees for 40 minutes.

Very good dish for summer squash!!!



Have you ever had an old flame come back into your life and get you thinking about the choices you made many years ago? Well an "old flame" came back into my life recently.....A 1965 Austin Healey 3000 MkIII! I bought the car when it had just a few thousand miles on it while stationed in San Francisco around 1967. John Hernandez had "forgotten" to tell the government he was no longer in school and was being deported back to his home in the Philippines. I bought the Healey from him at the airport just before he boarded his ride home and proceeded to put some 50,000 miles on the car over the next ten years. Most of the miles were in California. There were many Healey adventures and she never let me down. She often took three sailors, with gear, to Squaw Valley for weekends of skiing and she and I

even went turkey hunting along the San Andreas Fault in the Angeles Mountains. One very memorable trip was with three other Mk IIIs on a drive North through the Mojave Desert. We were in formation, a little like the A-4 Skyhawks we worked with, when we came upon three Porsches. Our Healeys stepped up to the plate and passed them by... I don't want to say the MPH, my grand daughters might read this but it sure was a rush.

The Healey came home to Vermont when my family and I left the Navy. The 5 inch resonator to highway clearances did not work well on RR crossing this state, I lost two sets that way, so it sat in the garage a lot. I can't remember exactly how many times my friend **Mike Lussier** asked me if he could buy the Healey (there were many) and finally I agreed. I distantly remember him driving the car down my driveway that 22nd day in June, 1977. I had not seen it again until a couple of years ago at a car show, I could not have sold it to a better "keeper", she sure look sweet.

He recently completed what sounds like a complete restoration with a complete body tear-down by **Vermont Custom Auto from Colchester**. It now has new paint along with new beading complete interior, a sound Hushmat carpet and top, fuel tank, springs, suspension dampers, chrome 68 spoke wheels and much more. He said the hardest find was an old stock never used ABARTH EXHAUST system. The odometer shows 67K miles on it now, Mike has added 8700 in his 38 years of ownership. He says it is still very easy to get into the car but each year that passes, it is harder for him to get out. His plan is to pass it on to his next generation.....but not soon.

Mike is pictured above with the Healey. Can you guess where he parked the car for the picture on the right? Yup, he got permission from the current owner of my old home in Fairfield and parked it in front of the barn he drove it out of the June day in 1977. The car..... and the barn looks much nicer today.

Written by the "old Flame's " friend, Gary Fiske





Dave's Garage by Dave Sander

Please send all inquiries to dasander@aol.com



Dear Dave, I have a '28 Hupmobile that is not coming out of it's winter cocoon too well!

It has gas, I have spark, & I believe we've got air, but maybe you can help me figure out what I can do to make it run. I have charged the battery. When I depress the starter toe switch it engages the starter & occasionally it "catches" and runs and then sputters out. My Hup manual says to bring a car that's sat idle for a while back to life, it is recommended to put 2 tablespoons of oil down each cylinder (take plug out, pour oil in, put plug back on), this will create vacuum so carb can suck gas from the vacuum system (which worked like a charm last year). And it worked ok for a little while this year, but after it burns out the oil, the car doesn't stay running.

I tried spraying starter fluid down the throat of the carb....it worked for a little duration, but didn't stay running. When I gave it more gas to get the idle up, it would sputter and die. I checked to see if we're getting gas from the tank, I did this by disconnecting the hose that comes off the vacuum canister on the firewall. With the spigot open, we get plenty of gas out of the canister. I also unscrewed the strainer plug (this car has a Stromberg sf-2 carb) off the top of the carb to see if we had gas there, oh, we've got plenty of gas there.....Could it be the float is sticking or is stuck or is sunk in the carb?

So I'm at a loss. There seems to be a screw on the bottom of the carb....perhaps I can unscrew that to release all the gas in the carb & it will move the internal debris so the float might work better? Or should I just remove the whole carburetor and carefully take it apart, clean all the bits and pieces and reassemble it? Any insights would be helpful.

Respectfully, Chris Chartier

Chris,


It sounds like you have done enough trouble shooting to trace the problem to the carburetor. You are getting fuel, you are getting spark, and you have enough compression to start the engine.

It is very common for a carburetor to be gummed up after being in storage. You could also have a float issue. The float could either be sunken or stuck. The needle valve could also be sticking. The first thing I would check is the float level. You can easily tell if the float has a hole in it. It will not rise to the top of the float bowl, and when shaken you can hear and feel gas in it. If the float has a hole in it, you can also remove it and usually see gasoline weeping out of a crack or a hole. If you find a crack or a hole, and the float is brass, you can temporarily fix it with J.B Weld, or carefully solder it with a soldering iron to make it function until you get a new float.

If the needle valve is sticking, the float will float, but the needle valve will not shut off. This will cause the carb to flood out.

If everything checks out with the float and the needle valve, I would suspect the main jet next. If the jet has any gum, varnish or debris in it, it will not allow the fuel to atomize and the engine will not run. It is common to find small particles in the bottom of the float bowl, and often in the jet too. I would remove the jet and visually inspect it. Clean the jet and the bottom of the float bowl out really well with carburetor cleaner, then blow the jet out with compressed air.

You may need to obtain a gasket set or a carb rebuild kit to clean the carburetor and get it to function well again.



Editor's notes..... Pictured to the left is not Chris Chartier's car. It is an example of a 1928, in this case it is a four door sedan.

Hupmobile made three series in '28.....

a Century Series A (6 cyl. On a 114 inch WB) .

a Century Series M (8 cyl. On a 120 inch WB)

and a Century Series 125 (8cyl. On a 125 inch WB).

Various body styles were also available.... Phaeton, Coupes, Sedans, Touring, Brougham, Victoria, Sedan Limousine and Rumbleseat Roadster. Pricing varied from \$1385 for the 4 passenger coupe to \$2520 for the Limousine.

Information from "Standard Catalog of American Cars (1805-1942)





A little tid-bit was found the other day in an old **Wheel Tracks** issue from the 1960. It seems **Gail Boardman** ran his VW flat into a Packard and the VW lost! There was no name mentioned but it seems the Packard driver had to exit his car in too much of a hurry to warn the driver behind him.....that being Gail. Using "old English" from back then, it was explained that the Packard driver was busy "extinguishing a fire in his trousers caused by a cigarette butt and left the Packard to fend on it's own".

I found an update on **Wendell Noble's** ground-up restoration project on a 1930 **Chrysler CJ** recently?. I wonder how many of us would have the patience... and the skills to take on a project like this CJ. All I remember thinking when I first heard about the trailer-load of parts that came from the "Northeast Kingdom" home owned by Dave Maunsell was.....OH MY! Remember when Wendell took his first inventory and he found the doors missing, then later Dave found them in a closet in his upstairs?



I took this picture on the left in May 2011 of the progress that Wendell had made of the wood skeleton in his barn. I had never seen something like this before even though I knew most cars from that period were built the same way.



Last summer I took this picture on the left of the body with it's new paint. The body was placed on it's frame at the paint shop and the two were brought back home to Wendell's.

All the way to the right, you can find the picture that I took just a few days ago. I think you will agree...its beginning to look like a car!! The top is the next project and other than a few small details you might just find the CJ on one of our tours. Note the labels on the tire treads, the car is sporting a brand new set.



A sad accident happened in Auburn, Massachusetts a few weeks ago. Someone crossed the yellow line and crashed into VAE member **Malcolm Young** and his beloved 1931 Ford fire truck. Malcolm has spent some intense time in the hospital and recovery is definitely in his plans.....for both him.... and his fire truck.



A discussion among VAE members was started immediately after hearing the sad news. **Wheel Tracks** has heard of a frame that could easily make it's way to Auburn. Other parts and pieces include wheels, a water pump....the list goes on, that members have for spare parts. A vision has been going around where a trailer with "Malcolm Parts" heads South the moments Mr. Young says the word. **Wheel Tracks** would like to hear from you if you want to contribute to the list.

For a number of years now, Malcolm has driven his fire truck to our Stowe car show in August. He drives the 230 miles on Friday night arriving in the early hours on Saturday. **Wheel Tracks** understands when Malcolm hits town he goes directly to the Stowe Dunkin Donut shop for breakfast and then makes his way to the show field. It has also been said that a few of those donuts have joined Malcolm to the field to be given to the workers. As is his habit, he spends the day at the show and then Saturday evening he heads south again. When he sleeps during those two days and what, if any, truck problems in those 460 mile trips remain a mystery.

"Q" is for Queen....

Our continuing walk through the alphabet featuring obscure American automobile makes.

Friends, family, and enthusiasts! How are you? Have you slowed down the onslaught of life around you to a manageable pace? I don't know how we all do it. The pace seems to increase no matter how much we back off the accelerator. Were I an automobile, I'd be looking at the carburetor to adjust that air/gas screw, or see if there was a stuck throttle...but even approaching retirement (okay it's still more than a decade off) I've heard that people are even busier when they don't have to go to work!


Ok, "Q" is for Queen. My selection was limited this time. As you can imagine, there weren't many manufactures that produced makes starting with the letter "Q." Georgano's Complete Encyclopedia of Motorcars (usually my starting point for selection) has only 8 listings under that letter. Of the eight makes, only two were made in America. The entry for the Canadian "Queen" offered a little more fun in its history. It seems things were going along so-so in Toronto from 1901-1903, though according to the encyclopedia's entry "performance was considered poor even by the standards of the day" and product stopped when the company's president purchased a new Cadillac! Yeah, that'll kinda kill moral & drive!

But, we will focus on the unrelated American "Queen" produced and marketed by the C.H. Blomstrom Motor Company in Detroit. They made marine motors as well as their Queen car from 1904-07. They made a variety of motors in their short lifespan. Single cylinders, doubles, and even 4 cylinder models. After some success in sales, estimated at about 1500 units, the firm was merged with the De Luxe Motor Car Company. In the early part of the twentieth century Wall Street had their hand in many auto firms, taking them public, making their profits, and then pushing them into bankruptcy.



\$1,000.⁰⁰ QUEEN MODEL E. \$1,000.⁰⁰

*18 Actual Horse Power
Two Opposed Cylinders
1,600 lbs.
3 to 40 miles per hour
Seats five people
Double side door entrance
All speeds on one lever
Finished in royal blue
with cream colored gear
Equipped with two lamps
and horn*



PRICE, COMPLETE, \$1,000.00.

Can guarantee prompt deliveries

Manufactured by THE C. H. BLOMSTROM MOTOR CO., 1284 River Street, Detroit, Mich.

NEW YORK AGENT: C. A. Duerr & Co., Cor. 5th St. and Broadway.

BOSTON AGENT: F. E. Wing Motor Car Co., 66 Stanhope St.

DENVER AGENT: Mathewson Automobile Co., 1420-1422 Court Place.

CHICAGO AGENT: Harry Bramstetter, 1454 Michigan Ave.

PHILADELPHIA AGENT: The Motor Shop, 317-319 North Broad St.

Market intrigues, no doubt, had a hand in the disappearance of the Queen. After its merger with De Luxe, John Lilburne of Vancouver, Canada, notes that the firm's assets were sold to Everitt, Metzger, Flanders. Subsequently, EMF disappeared as Studebaker, who marketed the EMF lines, began producing and selling their own autos!

The Queen's motor was typically under the seat, but to keep up modern looks, had a long hood in front of the cowl. Under the hood was mounted a large water tank for cooling, the motor was still under the seat! Their motto was "Big Power, Few Parts!" Wow, where would they be today in the jumble of zillion parts to make a mere sensor?

In my research I stumbled across a nice review of the Queen's performance in the day...from the "Cycle and Automobile Trade Journal, Volume 11", it's author notes: **"A short run on the**

streets of Detroit which, sad to say, afford an abundantly diversified surface capable of testing the spring of a car to anybody's entire satisfaction....showed the car to be almost entirely noiseless and easy riding indeed!" Interesting to note how some conditions are timeless! The article concluded: the Queen was produced **"not merely to sell, but to satisfy the man who buys it!"** Looking at pictures of these surviving examples, I am very satisfied, indeed. Aren't you? Well, "Q" is for "Queen!"

**Greetings from Chris Chartier
And
His next "Auto ABCs"**

**Join us for a walk through the alphabet learning
about obscure American auto makes**



The Vermont Auto Enthusiasts and the Cars of Yesteryear from Newport came together on Friday, May 15 for a car show at the Brighton Elementary School as a fund raiser for the 8th grade (pictured left) class trip. This all came together because fellow VAE member and 8th grader, Ryan Roy, had the vision and persistence to make it happen. Ryan is pictured far right with his fellow 8th graders to the left.

About 22 cars came together for the entire school (K thru 8th) to view. The students loved it and we gave them an education in early motoring and some of the items and clothing to go with it. With a \$10 fee per car and most contributing more (one member gave a \$100!) plus the students concession booth, \$701 was raised. Fantastic!!

The following letter signed by the 8th graders (all 9 of them) conveys their appreciation for our help in making their trip to Lake George possible.

Dear VAE,

Thank you so much for your cooperation at the Brighton Car Show on May 15th. You taught our school and community about antique cars that they wouldn't have learned anywhere else. For the Brighton School, it was an unprecedented event that has never happened before. We think that some of the younger students would aspire to be car enthusiasts because of this experience that you so generously led. Thank you for the money that you helped raise for our 8th grade class trip! We made much more than we had expected and we have finally reached our total goal, which will allow us to have an exceptional trip. Thanks again for all your help and time.

Best regards, The 2015 8th Grade.

Not in order, the 8th Grade pictured above..... Autumn Blanchard, Erin Brunelle, Cooper Bensmore, Allison Gray, Abigail Nadeau, Kaylee Ming, Joshua Rivers and Camille Siana-Wolf and also Ryan Roy




From VAE's chairman Bob Lalancette.... "The VAE's presentation of vehicles produced miles of smiles from the young folks that attended. We had over 22 cars and trucks that arrived on the field. "Doctor" Gary Olney had an educational exhibit for the classes that came through and some of these young enthusiasts got to sit in some of the various cars. I think there may be some future members. Thanks to Ryan Roy for sparking this idea. We saw new roads, had great weather, met new people, and raised money for the 8th Grade class trip".

Above right is Ryan's pretty sister Caylee modeling an old-time fur. The gent on the right is trying on very old gorilla gloves. They were used in the days when there were no heaters in the cars ...or on horse-drawn sleighs

The two young ladies above are sitting in Gary Olney's 1907 Orient Buckboard.

Pictures taken by Gary Olney





Above.... On Saturday, May 16, a few VAE members joined Cars of Yesteryear members at the North Country Union High School Career Center to honor the Auto Tech students with awards for their hard work. Along with a small car show, there were students performing free safety checks on cars in their impressive auto shop, a free BBQ lunch by Ass't Principal, **Bob Davis** and presentation of awards. VAE members **Phil Drake** and **Wendell Noble** presented our Golden Wrench Award to Junior, **Eric Scott**. Eric's special traits... Diligence, persistent and responsible. Congratulations Eric.

The 2015 VAE Golden Wrench Award

This year's Vermont Golden Wrench Award consists of \$600.00 of Mac Tools, an award Letter from our President, an engraved trophy on Vermont Marble, the book by Leslie-Pelecky "The Physics of NASCAR" and tickets to our August show in Stowe. The 17 awardees will also be VAE members for a year.



The Champlain Transportation Museum joined the VAE this year in giving their first Golden Wrench Award. Because of his high motivation and professional manner, **Andrew Fleury** (pictured left) was chosen to receive the award. Andrew is a student at Adirondack Educational Center in Saranac Lake. He will be heading to the State University of New York at Canton this Fall to further his education. Presenting the award is museum director, **Dick Soper**.

Right.... VAEer **Andy Barnett** presents our award to Burlington Technical Center student, **Liam O'Brien** for his conscientiousness, and honesty.



To the right is **Essex Center for Technology** student **Travis Farley**, receiving his award from VAEers **Gene Napolliello** (left), **Wendell Noble** (to Travis' left) and Essex Rotary representative **Heidi Brosseau**.



Above, Heidi Brosseau, representing the Essex Rotary Club, presented a \$500 donation to the VAE in support of the program. The Object of Rotary is to encourage and foster the ideal of service as a basis of worthy enterprise and each year the Rotary Club of Essex raises money through their many fundraisers and then distributes those dollars out to projects at the local, national and international level. This is the second year that Essex Rotary has proudly donated \$500 to help support the VAE in its worthy enterprise of rewarding an Essex Student each year with the Golden Wrench Award.

The 2015 VAE Golden Wrench Award



The Cold Hollow Career Center in Enosburg Falls had it's annual Auto Tech Field Day recently. Instructor Baxter Weed created the competitions to celebrate the end of the school year.

Action included the “**creeper race**” (upper right), the “**tire toss**” (right) and the “**timed plug change**” (below). There is also a “**push race**” (as opposed to a drag race) where student teams push their cars to the finish line..... with the lightest on the team driving the vehicle.

There is also the car show, where students bring in their “rides” that they have practiced their skills on with very low budgets.

The day was also the day that **Gerald Domina** was presented this year's Golden Wrench Award. Gerald's trophy is engraved with the reasons he was chosen....**Motivated, Hard-Working and Willing to learn.** He is pictured in the center above with **Baxter Weed** to his left and VAEer **Gary Fiske** on his right. **Congratulations Gerald!**



Barre's Technical Center instructor **William McColgan** sent WT this picture of **Josh Heath** receiving his Gold Wrench Award. The reason Josh was chosen is that he is “**Personable**” “**Efficient**” and “**Productive**” Congratulations Josh.

You 17 students who received the 2015 Golden Wrench Award this year all have very bright futures. Meeting you has proven it to us.

Counting this year, there have been 52 of you. Wouldn't it be great if we could keep up with your lives for a while?

Come join us at our show in Stowe the first weekend of August. We guarantee you will find something there that will interest you. Congratulations to your all.....

Best wishes from all of us at the VAE



VAAS Directors

Charlie Thompson, *Secretary*

Dick Wheatley-*Treasurer*

Gary Olney

Tom McHugh, *Vice Chair*

David Sander, *Chair*

Bob Chase

Jim Carey

** Officers will be appointed in the
January meeting*

Wheel Tracks Editor (Ex-Officio)

Gary Fiske

Home 802-933-7780

cell 802-363-1642

gafiske@gmail.com

2503 Duffy Hill Road

Enosburg Falls, Vermont 05450

Edi Fiske—Wheel Tracks proof-reader

Clark & Isabelle Wright- Burma Shave editors

Rachel Smith- Webmaster

Sunshine Chair

Christina McCaffrey 802-862-3133

christina.mccaffrey@vtmednet.org

Welcoming Committee

David Hillman

david.hillman@vtmednet.org

L. Brown & Sons of Barre, VT- publisher

VAE OFFICERS AND DIRECTORS

Robert Lalancette – *VAE Chairman*

802-849-2692 rjlalancette@myfairpoint.net

Dan Noyes - *President*

802-730-7171 dan@streambanks.org

Joanna Therrien Conti— *1st Vice & Activities*

Chair 802-244-8375 good66year@gmail.com

Dave Stone— *2nd. Vice & Assistant Activity Chair*

802-878-5943 dsatbtv@aol.com

Dick Wheatley- *Treasurer*

802-879-9455 rwheatcpa@aol.com

Bill Sander,- *Recording Secretary*

802-644-5487 sander@pshift.com

Ed Hilbert 802-453-3743 (*In 2nd yr. of term*)

John Des Groseilliers 802-472-5541 (*1 year*)

Duane Leach 802-849-6174 (*1 year*)

MEMBERSHIP SUPPORT TEAM

Membership Secretary (Ex-Officio)

Christina McCaffrey

89 Ledge Road

Burlington VT 05401-4140

VAEmembership@gmail.com

christina.mccaffrey@vtmednet.org

VAE Show Chairs/Board Ex-Officio

Antique and Classic Car Meet (Stowe)

Bob Chase, Chair, 802-253-4897

Duane Leach, Co-Chair, 802-849-6174

Mission Statement:

The Vermont Antique Automobile Society is a tax free 501c3 organization dedicated to the preservation, protection, promotion and appreciation of automotive history and technology.

Wheel Tracks is a monthly newsletter published in print and electronically for the public, and for the VAE/VAAS membership.

Monthly deadline
The 10th

Your editor and other authors are made aware of some new products, services or information that they feel may have value to VAE's membership. These products, services or informationals are not an endorsement by the VAE unless otherwise noted. The opinions are solely those of the particular article's author.

Contact Us At

info@vtauto.org

or

Our Website at

vtauto.org

Membership
Only \$30
2 years
\$50

EVENTS.... WHAT'S NEXT ?

"VAE August Monthly Meet"

**The 58th Annual
Antique and Classic
Car Meet in Stowe**

**Come and Have Some Fun
August 7th, 8th & 9th**

AUGUST 7,8,9... THE VAE CAR SHOW IN STOWE,

The 58th Annual VAE Antique & Classic Car Meet.

Read all about it on our website....vtauto.org

August 23rd..... Knight Point State Park Car Show.

10AM to 3PM, no rain date. Come and enjoy the day with us....oh...and bring your old car.

September 12... Saturday Garage tour. Let Joanna know if you want us to visit so route can be planned. This may last all day or just the morning depending on the route. Bring your own lunch.

October 3rd..... Gypson Tour, bring your own lunch.

November 7..... Annual Meeting Holy Family Parish Hall, Essex Junction. Prepaid meal by attendee provided.

December 13..... Sunday Noontime Holiday Yankee Swap. Steak House in Berlin. In Large Rear Room of building. Buy your own meal.

Quarterly VAE Board Meetings Whitney Hill, Williston, VT 7 PM
July 7, October 5.



Wheel Tracks Classified

For Sale....Model A engine on stand so you can hear it run \$ 1800.00



I also have a complete model A running gear, brake handle center of tran. Muffler and good radiator \$ 3600.00 call Tim @ 1-802-848-3871, Thanks

**August
Bumper Sticker...**

**Men
are Idiots,
I married their
King**

WAITSFIELD MOTOR CAR COMPANY

VAE President's Award Winners....

1912 AC Sociable	1948 MG TC
1925 Voisin	1927 Packard

Phone: 802-496-4277
E-mail: oldcarl@gmavt.net

DAVID G. STEINMAN
WAITSFIELD, VT 05673

Hi Gary.....Well the ads do work, I found a guy with a Plymouth overdrive couple of towns away!



For Sale....Rebuildable 1941 Plymouth engine. Must of "ran when parked" at some time or other \$150.

Also '41 Plymouth Take off fenders, decent shape for 4 dr. sedan (2 fronts, one rear) -\$100 takes them all. Can deliver to the Stowe show. John Vetter 802-525-3166 stuartank@comcast.net

For Sale...1963 Chrysler New Yorker. Mileage...8237 My Dad has passed and I have decided to sell his "baby". \$17,000 call Allen, Bakersfield,VT 802-827-3289



For Sale....

1971 VW Beetle

A California car, no rust, looks and runs great. Between a #2 & #3.

\$5500.00

Call Ken Fiske in
Montgomery
802-326-2245

For Sale..... 1930 Ford Model A phaeton, restored, a driver. Not completely original but excellent. Right-hand drive, model B motor, mandarin maroon & black, halogen lights, cast iron brake drums, turn signals, 2 taillights. \$15,000 firm. James Teuscher of Walden. Email jamesteuscher@live.com or call 802-563-2037

Wanted.....

I am still looking for a road-worthy and in good condition Chevrolet. Preferred years... 1933, 1934 or 1935 and I would be happy with any body style. Call me if you have one for sale or know of one. Jim Egnasher 518-799-2291



The Owls Head Transportation Museum in Maine will have their annual auction on the 22nd of August, starting at 9:30 AM. 20% of the museum's income is raised from this annual event. Check on-line for the consignment vehicles that will be sold.... Wheel Tracks recently counted over 80 on the list so far.



This 1931 Reo Speed Wagon is on the auction list.

Do you need a VAE name tag? Send \$7.00 to Phyllis Skinners with correct spelling. PO Box 208, Northfield Falls, VT. 05664

How about a VAE banner for you car? Call Wendell Noble to order one. 802-893-2232




For Sale....

Found recently by Wheel Tracks along Rt 11 in Malone, NY.

1931 Buick Limo. Interior needs replacing, no price

mentioned on window but book in a #5 condition equivalent is around \$5000.00. Phone number on window...518-483-5983

For Sale.... My husband has passed away and I need to clear my barn and garage. I want to sell the antique tools (pictured left), early 30s split windshields, a klaxon horn, a couple of headlight lens, a very heavy cogged vehicle jack (pictured right) just to name a few items that I can't describe.



Call Shirley Jewett in Richford, VT. 802-848-3959



VERMONT AUTOMOBILE ENTHUSIASTS

Please Send Dues or Address Changes to:

Christina McCaffrey

Membership Secretary

89 Ledge Road

Burlington, VT 05401-4140

christina.mccaffrey@vtmednet.org



A 1959 John Deere 435

Still working for the 3rd generation of Jim Cary's Family

August 2015



PRSRT STD
U.S. Postage
PAID
Montpelier, VT
Permit No. 61

Be Nice.....Buy a VAE Membership for a Friend



Who do you think will be president someday, who will be a comedian?

Who will be a school teacher and who will be a nurse?

Then there is one gent who just wants to go home and be done with this nonsense (2nd from right)

Gary Olney took this great picture of a class at the Brighton Elementary School in Island Pond.

They were trying on old fashion hats during the car show mentioned on page 11