

January 2019 Year 66 #1

Wheel Tracks

Selby & Maureen Turners'
17 foot Shepard Runabout.
More on page 6



The Official Monthly Publication of the Vermont Automobile Enthusiasts



FROM OUR
PRESIDENT,
JAN
SANDER

Welcome to a new year of VAE adventures!

I am honored once again to be president of our club. I was president once before in 1992. When I was first president, I was the third woman to hold that position. Gen Morgan was the first in 1979, followed by Bonnie Groves in 1987. Mary Mazur was president in 2000, and Nancy Willet in 2009. I hope that the future will see more women in the president's position.

During the past 26 years, we have grown as a club, and we have seen several changes, such as moving our annual show from Stowe to Waterbury, where we had a very successful first year. Our show at the Essex fairgrounds has been gone many years, and we have re-established our show at the Shelburne Museum. We have increased our scholarships to the Automotive program at Vermont Technical College, and we have established our Golden Wrench Award for high school students. But in many ways, we haven't changed. We are still a group dedicated to the preservation and appreciation of antique cars. We are still the largest antique car club in Vermont. And we are still an all-volunteer organization, which means, that we depend on each one of our members to maintain our club. We not only welcome your input, we depend upon it. There are many ways that you can help support the club - you can volunteer at either our Shelburne or Waterbury show, write an article for Wheel Tracks, host a monthly meet, join one of our committees, or offer some assistance where it may be needed. I know that we have many talents among our membership, perhaps your talent is one that we are waiting for. We also need to bring in younger members. Maybe you know young people who may be interested in joining. Maybe you have some ideas that would appeal to younger people.

A few things have changed for me too since 1992. Back then, we had 3 MGs - the red 1947 MGTC, the 1957 MGA and my 1968 MGB which was my daily driver from April through November of each year. At Essex that June, we acquired our first non-British antique, a 1947 Plymouth Special Deluxe 4 door sedan. That March, I trashed my knee in a skiing mishap and spent a good part of the spring into summer on crutches or a cane. I still wasn't fully recovered by the Stowe show, so Bill had to ride with me, in the parade, in the TC and work the clutch. As the TC is right hand drive, it gave the impression that he was driving, not me. Now in 2018, I have 2 replacement knees and 2 replacement shoulders which makes driving the old MGs nearly impossible. Unfortunately, as our cars age, we do too.

There are many VAE activities planned for you this year. I hope that you will be able to attend many if not all of them. Our year begins with our traditional Models, Memories, and Memorabilia pot luck dinner meet on January 19 in Waterbury. I hope to see you there and look forward to seeing what treasures you bring to share with us. Here's to a great year ahead for the VAE!

VAE Officers & Directors

Wendell Noble- VAE Chairman
802-893-2232 wnoble@myfairpoint.net
Jan Sander-President
802-644-5487 sander@pshift.com
Duane Leach-1st. Vice
802-849-6174 fordpu64@yahoo.com
Gary Fiske- 2nd. Vice
802-933-7780 gafiske@gmail.com
Don Pierce- Treasurer
802-879-3087 dwp@melodyelectric.com
PO Box 1064, Montpelier, VT. 05602
Charlie Thompson- Recording Secretary
802-878-2536 charlieandmarion@comcast.net
Tom McHugh 802-862-1733
Chris Barbieri 802-223-3104
Dave Sander 802-434-8418

Nominating committee...David Sander, Dan Noyes & Brian Warren

Education/ Outreach Committee

Ed Hilbert- Chair	Gary Olney
Gael Boardman- V-Chair	John Malinowski
Wendell Noble- Sec.	Gary Fiske
Tom McHugh	Charlie Thompson
Scott Hogaboom	Don Pierce
	Nancy Olney

Membership Secretary (Ex-Officio)
Christina McCaffrey
89 Ledge Road
Burlington VT 05401-4140
VAEmembership@gmail.com
christina.mccaffrey@vtmednet.org

VAE Antique and Classic Car Meet (Stowe)
Co-Chairs
Bob Chase 802-253-4897
Duane Leach 802-849-6174
The Shelburne Show Chair
Ernie Clerihew 802-483-6871

Wheel Tracks Editor Gary Fiske
802-933-7780
gafiske@gmail.com
2503 Duffy Hill Road
Enosburg Falls, Vermont 05450

Edi Fiske—Wheel Tracks proof-reader
Clark & Isabelle Wright- Burma Shave editors
Justin Perdue - Webmaster

Sunshine Chair
Christina McCaffrey 802-862-3133
christina.mccaffrey@vtmednet.org

Welcoming Committee
David Hillman
david.hillman@vtmednet.org

Wheel Tracks printer-
Messenger Marketing, St. Albans, Vermont

Past VAE Presidents...

1953 Ken Gypson
 1954 Rod Rice
 1955 Rod Rice
 1956 Walter Jones
 1957 Walter Jones
 1958 Lloyd Davis
 1959 James Mc Glaflin
 Dale Lake
 1960 Bob Jones
 1961 Charles Arnholm
 1962 Robert Slade
 1963 Don Brown
 1964 Richard Evans
 1965 Willis Spaulding
 1966 Wesley Pope
 1967 Bill Young
 1968 Leo Laferriere
 1969 Adrian West
 1970 Chuck Haynes
 1971 Lloyd Davis
 1972 Wayne Martin
 1973 Larry Johnson
 1974 Tom McHugh
 1975 Rod Dolliver
 1976 Bob Gioria
 1977 Alden Chapman
 1978 Richard Turner
 1979 Genevieve Morgan
 1980 Al Ward
 1981 Russ Snow
 1982 John F. Gray
 1983 Mike Hayden
 1984 Bob Groves
 1985 Dave Gonyon
 1986 Peter Crosby
 1987 Bonnie Groves
 1988 Tom MacLay
 1989 Tom McHugh
 1990 Bill Dexter
 1991 Avery Hall
 1992 Jan Sander
 1993 Bob Jones
 1994 Bill Fagan
 1995 Frank Mazur
 1996 Don Rayta
 1997 Bill Sander
 1998 Bill Erskine
 1999 Joe Paradis
 2000 Mary Mazur
 2001 Fred Cook
 2002 James Willett
 2003 Gael Boardman
 2004 Ray Tomlinson
 2005 Conception Conti
 2006 Bob Chase
 2007 Andy Barnett
 2008 Nancy Willett
 2009 Gene Fodor
 2010 Don Rayta
 2011 Wendell Noble
 2012 Dave Sander
 2013 Jim Sears
 2014 Robert Lalancette
 2015 Robert Lalancette
 2016 Dan Noyes
 2017 Dave Stone
 2018 Dave Stone
 2019 Wendell Noble

FROM YOUR EDITOR... GARY FISKE



Happy January to you...

Did you know there is a "micro-climate" at this time of year on Isle LaMotte? Hence, the wonderful summer picture on our front cover this month! I called Selby looking for a story on his Studebaker Commander or the MG TD. You can imagine how one thing led to another....

**Tinker, Tailor
 Soldier, Sailor
 Rich man, Poor Man
 Beggar man, Thief.**

I am not sure why, but the poem came to mind as I was putting page 13 together. Maybe it should be modified for the VAE. I have wanted to do a Q & A for some time now, so why not start 2019 with one. Fred Gonet is the perfect 'tinker' and his advice comes from many years in the restoration trade. I have some ideas where I would like to take this column and I would like to hear yours.

Anne Pierce is our new "Softer Sider" and she did a bang-up job featuring Mary Noble. Anne has quit a writing technique, even if you have never met Mary, you would know Mary from Anne's writing. "The Softer Side", from all the other columns in Wheel Tracks, gets the most comments that come to me. Nancy's "sleepy student" column triggered a number of 'pro' comments. Judy's 'winter clothes' and 'storm windows' are still being mentioned. Mary's 'Cat Tails' was brought up at the dentist office last week while a filling was being worked on. The comment went like this. "If that lady in that car magazine can tame stray cats, then I know I have a chance with that one, in our back yard also." I usually leave a copy in their office when I visit.

Thank you ladies.

Welcome New VAE Members

Wyatt Vargo, Braintree, Vermont....1948 Willy Jeep
Lars Vargo, Braintree, Vermont.....1971 VW Super Beetle
Gerald Vargo, Braintree, Vermont.....1965 MGB
James Farnan, Redford, New York
David Martin, Newbury, Vermont.....1940 Ford Tudor &
 1946 Ford Tudor
Richard & Jeri Harvey, Jericho, VT..1967 Buick Electra & 1968
 Ford Mustang
Dave Gelinis, Manchester, New Hampshire

**Membership
 Only \$30**

\$50 for 2 years

**Wheel Tracks
 Monthly deadline to
 the editor is the
 5th of each month**

Contact Us At...

vaeinfo@gmail.com

**Or
 Our Website at
 vtauto.org**

**"How to be
 a member"**

***Go to vtauto.org**

***Click "Join VAE"**

***Print form, fill it
 out and mail it with
 your \$\$ to our
 secretary**

If you want your
 latest
 Wheel Tracks
 earlier.... go to
 vtauto.org then to our
 Member Only Page.

The new issue can
 usually be found
 there, around the 25th
 of the month

Wheel Tracks
 is a monthly
 newsletter published
 in print and
 electronically for the
 public, and for the
 VAE membership.
 The VAE is a 501c3
 a not-for-profit Inc.





"The Softer Side"

A Column Shared by Anne Pierce (Left), Judy Boardman (Center) & Nancy Olney (Right)

"BECAUSE NICE MATTERS" from Anne

Welcome 2019! As we head down this new year's road, I'd like to tell you a little bit about a very special person. She has shared duties of contributing articles for "The Softer Side" for a number of years but has decided to officially retire, and Wheel Tracks Editor Gary Fiske asked me if I would take over from her, and I've accepted. I knew immediately what my first article was going to be about or, more specifically, who it was going to be about.



Mary Noble was brought up as a true farm girl in Plymouth, New Hampshire, and eventually made her way off the farm to the University of New Hampshire where she graduated with an English Literature degree. And you might say, now what? What does one do with an English Literature degree? Well, she got married to one, Wendell Noble whom she met while at UNH, but during their engagement, she just didn't sit still waiting for the big day. Talk about stepping outside the box in the day: In true Mary style, she went on to the prestigious Katharine Gibbs School.

After Mary and Wendell married in 1963, they moved to State College, Pennsylvania. Mary found employment at the HRV Singer Sewing Company as secretary to, in her words, a "big honcho." This was during the time of the Vietnam War, and Singer was a defense contractor to the U.S. government where they were making the


Norden bombsight, which was a tool that bomber plane crews used, to accurately set their sights on targets. And you probably thought Mary was dealing with sewing machines, didn't you?

In 1966 Mary and Wendell found their way north to Vermont by way of Bennington, Jericho and, finally, Milton in 1971, settling into a beautiful old farmhouse where they raised their three children and are now proud grandparents to three grandchildren. Wendell tells me that the farm-girl upbringing paid off when they got to Milton. Over the years they've raised beef cattle and pigs, along with maintaining flower and vegetable gardens where, I understand, Wendell "does what he is told to do!" You go, Mary!

Mary and Wendell joined the VAE in 1997. I first met Mary at an annual car show a couple of years ago and was drawn immediately to her quiet, welcoming demeanor and, of course, that ever-engaging smile of hers. Asking if there was anything I could do to help, she immediately put me to work!



Continued on page 7



WORDS

Uncorked: Running without mufflers.

"SAE" size wrenches: Society of Automotive Engineers VS **Metric sizes.**



Late one night a burglar broke into a house and while he was sneaking around he heard a voice say, "Jesús is watching you." He looked around and saw nothing. He kept on creeping and again heard, "Jesús is watching you." In a dark corner, he saw a cage with a parrot inside. The burglar asked the parrot, "Was it you who said Jesús is watching me?" The parrot replied, "Yes." Relieved, the burglar asked, "What is your name?" The parrot said, "Clarence." The burglar said, "That's a stupid name for a parrot. What idiot named you Clarence?" The parrot answered, "The same idiot that named the Rottweiler Jesús."

A proud and confident genius makes a bet with an idiot. The genius says, "Hey idiot, every question I ask you that you don't know the answer, you have to give me \$5. And if you ask me a question and I can't answer yours I will give you \$5,000." The idiot says, "Okay." The genius then asks, "How many continents are there in the world?" The idiot doesn't know and hands over the \$5. The idiot says, "Now me ask: what animal stands with two legs but sleeps with three?" The genius tries and searches very hard for the answer but gives up and hands over the \$5000. The genius says, "Dang it, I lost. By the way, what was the answer to your question?" The idiot hands over \$5.

Teacher: "Which book has helped you the most in your life?"
Student: "My father's check book!"

My friend told me he had the body of a Greek god. I had to explain to him that Buddha is not Greek.



Wheel Tracks Academy

Air Bearings?

From Richard McLay

If You Think That Babbitt Bearings Give You Low Friction, How About Air? Air bearings use a thin film of pressurized air to provide a low friction load-bearing interface between surfaces. The two surfaces do not touch. Thus the design avoids the problems of friction, wear, particulates, and lubricant handling. They offer distinct advantages in precision positioning, such as reducing backlash and static friction. But they have their own problems. Example air bearings that are offered for sale are below.



Air Bearings Commercially Available.

It would be possible to install air bearings on a bicycle; example shown below.

Compressed Air Tank with Pressure Regulator

This concept needs to be studied. While the bicycle can and will be adapted, there may be some very practical problems. The air bearings above require a 250 PSI source. That means a most probable "life of the ride" would be measured in minutes. However, if wheel air bearings were installed in a PORSCHE 356 and also placed in the drive train, the low speed performance of the car would be increased dramatically. I predict that the fuel consumption would drop to an astoundingly low value, at least on the flatlands of Iowa where there are few hills. The most annoying problem would be the sound of the air compressor. Wife: "Would you shut that thing off!?" To quote Rosanne Rosanadana on Saturday Night Live: **"There's always something!"**



Air Bearing with Spokes Attached

Continued from the front page.... From Selby Turner



It's winter, the snow swirls around my storage barn, just feet away from the Lake and safely tucked in among the cedars on Isle La Motte. I enter, almost tentatively because I've not been in for several weeks. I flick on the lights and suddenly the 35x75' space is alive with all my summer friends: 3 antique cars ranging in age from 67 to 88 years and two boats ages 96 and 64 as well as two 61 and 67 year old tractors, several newer boats, carriages and assorted lawn machines etc. The 1955 Shepard mahogany runabout sits in the middle and I'm drawn to it because I've promised it a spring coat of varnish. I'm already imagining the task with a pad of 220 grit paper in one hand and a soft brush in the other. I try to remember to varnish before summer humidity so the drying won't blush and think about maybe adding some japan dryer to hasten the process.

The 1955 Shepard is a 17' (all original) Canadian made mahogany boat built to compete with US made Chris Craft. It is a "runabout" as opposed to a "utility" because the engine is covered by a hatch and not a box which you need walk around. Runabouts are considered more of a "sporting" boat while the utilities would more likely be used for maybe fishing. Shepard built their products first class. The 17' runabout has a double planked bottom and is designed to accommodate 5 passengers in the same cockpit. To achieve this, Shepard installed the engine with the flywheel facing the stern (back) of the boat and powered the prop with a V drive

transmission. Thus the engine is in the back of the boat covered with a hatch. Most boats are the reverse and their engines are of necessity in the middle of the boat forcing a split cockpit arrangement and, in the Runabouts, a very wet ride for half of the passengers! The engine, original to the boat, is a Chrysler "Ace" which develops 95 hp. These very popular marine engines were available as well in 125 hp as the Chrysler "Crown". The engine is a 6 cylinder, in line flat head. The exhaust is a straight pipe which develops a most seductive and powerful rumble that reverberates across our bay, bringing people to their doors in awe! Shepard had an arrangement as well with Chrysler to provide accessories such as the steering wheel (also used in the 1955 Chrysler cars) and knobs, etc. The dashboard gauge cluster is one used in both US and Canadian boats for several years.

I purchased the Shepard, we named the M&M after my wife and daughter and alternately the candy (our candy ride), about 27 years ago. I found her in a field of vines and tall grass and covered with old carpeting and torn tarps sitting on an old hay wagon. The owner refused to uncover her until I paid for it. He claimed he didn't want to sell...I bit. The fates must have been with me because when I uncovered my now purchased boat, the topsides, cockpit and engine were in fabulous condition. In fact, that year I didn't even varnish!


There are many stories to follow thru the years including a tornado that flipped the boat upside down and sunk her under her boat lift. We were able to restart the engine before any further damage and I spent the balance of that summer with goggles and mask retrieving fittings at the bottom of the Lake.

I have another 1955 Canadian custom made, 36' sedan cruiser that I rescued from the wrecking ball at a boat yard in Colchester. To my wife's dismay, it resides in our driveway and necessitates some creative turning to negotiate around.



V-drive is a propulsion system for boats that consists of two drive shafts, a gearbox, and a propeller. **In a "V-drive" boat, the engine is mounted in the rear of the boat and the front of the engine faces aft.** Connected to the rear of the engine is the transmission. The first drive shaft connects the rear of the transmission to a gearbox mounted in the center of the boat. The second drive shaft extends from the gearbox to the rear and out the bottom of the boat to where a propeller is mounted.

Engine power into
Transmission



Power out to
propeller

From page 4...



So how does she like the car club? She says that the very best part of the VAE are the people, all the people she meets along the way. She also loves craft fairs and flea markets, so she made a deal with Wendell many years ago that he could go to car club functions with or without her and she was going to the craft fairs and flea markets with or without him! Isn't it lucky that the yearly car show has an expanded flea market AND NOW a craft fair? And you know what she brings home from the flea markets? Matchbox cars. I didn't get a chance to ask her how many she's purchased over the years, but you can ask her yourself the next time you see her.

And speaking of cars, her favorite vehicle is the 1928 Dodge Coupe in their garage which was given to her (and Wendell, I presume) by her father. I'm going to ask her for a ride in it this coming spring. We'll be "Thelma and Louise" tooling down the highway!

I was speaking with Marion Thompson recently, who has known Mary for a number of years now, and I asked her, How would you describe Mary? Her response: "Mary untiringly and quietly goes about the business of the VAE always with a smile on her face. Whatever needs to be done, she just does it." She can be found at the registration table or the souvenir booth going about her tasks always with that smile. Who better to have on the front line helping all our VAE show guests?

Mary's first love, of course, is Wendell and her family, but cooking/baking runs a very close second! If you haven't been on the receiving end of her cooking, I can tell you for a fact you're missing out. Wendell tells me that one of his favorite dinners is something called a hamburger/cottage cheese pie. Well, okay. So I challenged Wendell to get me that recipe, and he somehow managed to invade Mary's kitchen domain without her knowing, and we are now the lucky ones!



Here it is: **Mary's Cheeseburger Pie**

1 cup + 2 TBS Bisquick® baking mix
1/4 cup water
1 pound ground beef
1/2 cup chopped onion
1/2 tsp salt
1/4 tsp pepper
1 TBS Worcestershire sauce
2 eggs
1 cup small curd cottage cheese
2 medium tomatoes, sliced
1 cup shredded Cheddar cheese (about 4 ounces)

Heat oven to 375°. Stir 1 cup baking mix and the water until soft dough forms. Gently smooth dough into ball on floured cloth-covered board. Knead 5 times. Roll dough 2 inches larger than inverted 9-inch pie plate. Ease into plate; flute edge if desired.

Cook and stir ground beef and onion until beef is brown; drain. Stir in salt, pepper, the 2 tablespoons baking mix and the Worcestershire sauce. Spoon into pie crust. Mix eggs and cottage cheese; pour over beef mixture. Arrange tomato slices in circle on top; sprinkle with Cheddar cheese. Bake until set, about 30 minutes.

One of Mary's very favorite hobbies is solving crossword puzzles. She relates to me that her favorite word is "etui." Okay, some of you may know what it means, but I had to google it. It means a small, ornamental case for holding needles or other articles.

Another of Mary's hobbies is antiquing, and it is clearly visible when you step inside the Nobles' home. Mary is most welcoming with her home and gave me a tour. Oh, it is filled with family treasures and antiques, and she can relate a story to each one of them. I was in awe as we proceeded from room to room, each one holding more and more beautiful pieces.

After the tour, we ended up back in her kitchen where I happened to notice a wooden sign high up on a cupboard. It read, "Because Nice Matters." Mary went on to tell me that's what life is all about, right? It truly is a motto that we should all strive for in 2019. So, after spending a very enjoyable evening with both she and Wendell, I left for home but not without some goodies from her garden and the promise of sharing some recipes with me..... **Because Nice Matters!**



One Thing Leads to.....

With no questions to answer this month, I thought I would share an interesting story.

Have you ever been putting off a big job, expecting it to be difficult, only to be pleasantly surprised at how simple it is? I have had this happen to me. I have also had what should be very simple job turn out to be a nightmare. I recently had what should have been a simple job turn out to be a much bigger job.

In August I lost the clutch in one of my Saab 900s. This car was from Southern California. It has never seen salt, and rarely saw rain. It is a fun car to work on. Nothing is rusted or frozen.

Now, on a Saab 900 the engine is bolted on top of the transmission, and the whole assembly is mounted backwards in the car. The clutch is on the back of the engine, which is up front by the radiator. I have done a complete clutch job in about an hour. It is a relatively quick and simple job.



I realized the problem with the Saab clutch was the master cylinder. I ordered a new one and attempted to install it. It is a traditional master cylinder attached to the firewall with two studs. I was just finishing the installation when one of the studs broke off. I was just tightening the nuts on the studs when the wrench came loose. I had just begun to snug the nut, I hadn't even begun to apply much tightening force. I removed the part to find that the ear, the stud was threaded into, actually broke off. It was a defective casting. OK. No big deal. I obtained a replacement and installed it.

When I drove the car to work the next day I noticed the cruise control no longer worked. Somehow while working under the dash I broke the cruise control. On the way home, I lost the clutch again. A quick inspection revealed the hydraulic hose between the master and the slave burst. OK, not a big deal. I replaced the hose. As I was bleeding the clutch, the slave cylinder blew. To replace the slave cylinder the entire clutch assembly needs to be removed. When I removed the clutch assembly, I noticed the rear main seal on the engine, and the pilot shaft seal on the transmission were leaking, the clutch had oil on it, and the pilot bearing was seized. I ordered a complete clutch kit, and new seals. I resurfaced the flywheel while it was apart, and installed the new seals and the new pilot bushing.

I had a bear of a time installing the new clutch, it just did not fit. I couldn't align the pressure plate quite right to install the bolts, and the pilot shaft just would not fit in the clutch disk. After wrestling with it for over two hours, and cutting my hands several times, I realized I had the wrong parts. They were boxed wrong. I had ordered the right parts, but the parts supplier gave me the wrong parts. After a conversation with the parts supplier I received the correct parts, and again attempted to install the clutch. I had it almost installed, when I realized one of the dowel pins fell out of the flywheel. I had to take the assembly apart to get the pin out of the bell housing. After reassembly I was installing the slave cylinder bolts when one of them stripped. I could not understand how it stripped, as I never snugged the bolt. Again, the whole assembly had to come apart to fix the stripped threads. I realized someone had installed the wrong bolts at some point, these bolts were too short, and one was cross threaded.

The project is almost done. Hopefully I just have to bleed the clutch and finish putting it back together. Should be done this weekend, almost four months later...



The storm last Fall in North Carolina had some VAE members a little worried. Bryce and Linda Howells moved to New Bern a few years ago and when hurricane Florence came through in September, they decided to visit Bryces' brother, to the south. But, what to do with their Packard? When they returned after the storm, they found minimal damage with their home and zero Packard damage. They had heard about a piece of high ground at an old golf course and along with others, they parked the Packard there. There are some VAE members who decided many years ago...and have strong feelings, that golf is a total waste of time. Now, what is your opinion?
All good news, Bryce and Linda.

There was a mess-up last month when Wheel Tracks reported the winner of the VAE President's Restoration Award. Wendell and Mary Noble's 1930 Chrysler was the 2017 recipient but just recently awarded. The 2018 award will be presented at our January gathering in Waterbury.



Wheel Tracks has solved Richard McLay's air problem! He needs to generate compressed air for his air-bearings bicycle that he is fabricating (see *Wheel Tracks Academy*). These beanies (pictured left) can be purchased for only \$10.99...problem solved. Another fine source can also be found in Montpelier, its called the capitol building.

The VAE Education and Outreach Committee has decided what categories in the Skills USA the VAE will support. Last month, it was reported, how students who have won at the state level, sometimes can not afford to go to the national level because of the travel expenses. The national competitions are held in Kentucky. The VAE will now be giving \$500 travel grants to four Vermont students heading for

Kentucky. The categories will be **Auto Refinishing Technology, Auto Service Technology, Collision Repair Technology and Diesel Equipment Technology**. The winning students can come from any of the 16 Vermont career centers. We will be looking for VAE members to visit the career centers to meet the students and present the travel grant. They will be awarded in the Spring.

Pictured right is Gary Olney handing the VAE \$1000 donation to the Champlain Valley Transportation Museum folks.

The gentleman in the center is Jim Farnan, a museum volunteer guide and jack of all tasks. On the right is Dick Soper, the museum's director.

Gary and I were there also to retrieve my 1913 International High Wheeler for a winter restoration.



A discussion came up lately about connecting our books and interested readers. Many of us have some great books that we don't want any longer, that should be passed on...but how do we do it? Richard McLay tried a book borrowing project at a business in Burlington a few years ago and has decided, because of inactivity, to bring the books back home.

What would happen if we created a list in Wheel Tracks, monthly?

The books could be free, or they could have a price on them. They would be listed by title, author, owner and phone number. It would then be up to the person who wants the books, to make contact and get them.

Do you think it would fly...or would be wasted space in Wheel Tracks?

Gary Olney and Vin Cassidy recently attended the funeral of a friend in Massachusetts. The friend was an old car guy and the son decided to put his ashes in a Model T coil box. A really great idea!

Warning...maybe!

An add is placed in Old Cars Weekly and in Hemmings.

For Sale... 1930s Something, good running condition, selling for widow. Will consider trade. Contact ###.


Ten calls later, leaving messages and there have been no answer back. Is it a sham? And, why would the widow want to trade?

My suspicious mind thinks about the nice widow's friend's report to the widow....

Friend.... "I have tried selling your car but there have been no calls. Can't be anyone is interested."

Widow.... " Oh, that's OK. It's just an old car. You have done so much for me, why don't you keep it."

Wheel Tracks wonders if we should be thinking how we can start protecting ourselves before this happens to us.



The Roadside Diner



Cream Delight Salad

1 jar white cherries
1 can crushed pineapple
1 pkg. sm. marshmallows
1/2 cup pecans
1 can mandarin oranges, cut up
1 pt. whipped cream

1/2 c. milk (scalded)
1/4 tsp. dry mustard
1/4 tsp. salt
1/3 c. confectioners' sugar
4 egg yolks
Juice of one lemon

Beat egg yolks until creamy. Scald milk. To the milk add mustard, salt and egg yolks. Mix until thick. Remove from double boiler. When cool add lemon juice and whipped cream. Add gently. Add fruit and marshmallows. Let set over night.

With this salad, Popovers would go good!!!!!!

1 c. milk, 3 eggs, 1/2 tsp. salt, 1 c. flour, 2 tsp. melted butter

Beat eggs, add milk and salt. Add melted butter and flour. Beat 1-2 minutes. Pour into greased muffin or cupcake tins and bake in 425 degree oven for 35-40 minutes. Serve hot with jam or butter. Serves six.

**Cole Motor Car
Company**
Indianapolis, Indiana

Roadster	}	Prices Upon Appli- cation
Touring		
Phaeton		
Coupe		
Sedan		
Suburban		
Toursedan		
Berline		

1923

1923 Cole Touring Car

Color...Body, blue
Running gear...Black
Seating Capacity....Seven
Wheel Base...127.25 inches
Wheels...Wood
Tires...33X5 inch, cord
Service Brakes...Mechanical
contracting on rear wheels
Emergency Brake...Mechanical
expanding on rear wheels
Engine...Eight cylinder, V-type, 90
degrees, cast four in block, 3.5 x4.5
inches, head removable, valves in side,
horsepower 39.2.
Lubrication...Forced feed & splash
Crankshaft...Three bearing
Radiator...Cellular
Cooling...Water pump
Ignition...Storage battery
Voltage...Six
Gasoline system...Vacuum
Clutch...cone
Transmission...Selective slide
Gear changes...3 forward, 1 reverse
Drive...Spiral bevel
Rear springs...Semi-elliptic
Rear axle...Full float
Steering gear...worm & gear

Don Lovejoy recently gave Wheel Tracks this 1987 listing of slogans on the state license plates. Don's list is the top one.

We are not going to mention names, but the second list came and Wheel Tracks had to include it. **Some editing was needed.**



Alabama... "Heart of Dixie"	Louisiana... "Sportsman Paradise"	Ohio ... "The Heart of it All"
Alaska... "The Last Frontier"	Maine... "Vacation Land"	Oklahoma... "Oklahoma is OK"
Arizona... "Grand Canyon State"	Maryland ... None	Oregon... None
Arkansas... "Land of Opportunity"	Massachusetts "The Spirit of Freedom"	Pennsylvania... "You've Got a Friend"
California... "The Golden State"	Michigan ... "The Great Lakes State"	Rhode Island... "Ocean State"
Colorado ...None	Minnesota... "Explore Minnesota"	South Carolina... None
Connecticut... "Constitution State"	Mississippi ... None	South Dakota... None
Delaware... "The First State"	Missouri ... "Show Me State"	Tennessee... None
Florida ...None	Montana... "Big Sky"	Texas... None
Georgia...None	Nebraska... None	Utah... "Ski Utah"
Hawaii..."Aloha State"	Nevada... "Silver State"	Vermont... "Green Mountains"
Idaho... "Famous Potatoes"	New Hampshire... "Live Free or Die"	Virginia... None
Illinois... "Land of Lincoln"	New Jersey... "Garden State"	Washington... "Centennial Celebration"
Indiana..."Back Home Again"	New Mexico... "Land of Enchantment"	West Virginia... "Wild, Wonderful"
Iowa... None	New York... None	Wisconsin... "America's Dairyland"
Kansas...None	North Carolina... "First in Flight"	Wyoming... "1890 Centennial 1990"
Kentucky... "Bluegrass State"	North Dakota... "Peace Garden State"	

Alabama.....Yes, We Have Electricity	Nevada....Loose Ladies and Poker!
Alaska....11,623 Eskimos Can't Be Wrong!	New Hampshire....Go Away And Leave Us Alone
Arizona....But It's a Dry Heat	New Jersey.....You Want A ##\$%##! Motto? I Got Yer ##\$%##!
Arkansas....Litterasy Ain't Everthing	Motto Right Here!
California.. By 30 Our Women Have More Plastic Than Your Honda.	New Mexico.....Lizards Make Excellent Pets
Colorado...If You Don't Ski, Don't Bother	New York.....You Have The Right To Remain Silent, You Have The
Connecticut...Like Massachusetts, Only The Kennedy's Don't Own It....Yet.	Right To An Attorney ...
Delaware...We Really Do Like The Chemicals In Our Water	North Carolina.....Tobacco Is A Vegetable
Florida...Ask Us About Our Grandkids	North Dakota....We Really Are One Of The 50 States!
Georgia...We Put The "Fun" In Fundamentalist Extremism	Ohio.....At Least We're Not Michigan
Hawaii...Haka Tiki Mou Sha'ami Leeki Toru (Death To Mainland	Oklahoma.....Like The Play, Only No Singing
Scum, But Leave Your Money)	Oregon.....Spotted Owl ... It's What's For Dinner
Idaho....More Than Just Potatoes ...Skinheads too	Pennsylvania....Cook With Coal
Illinois...Please Don't Pronounce the "S"	Rhode Island.....We're Not REALLY An Island
Indiana...2 Billion Years Tidal Wave Free	South Carolina....Remember The Civil War? We Didn't Actually
Iowa....We Do Amazing Things With Corn	Surrender
Kansas....First Of The Rectangle States	South Dakota....Closer Than North Dakota
KentuckyFive Million People; Fifteen Last Names	Tennessee.....The Educashun State
Louisiana...We're Not ALL Drunk Cajun Wackos, But That's Our	Texas....Si' Hablo Ing'les (Yes, I Speak English)
Tourism Campaign	Utah....Our Jesus Is Better Than Your Jesus
Maine....We're Really Cold, But We Have Cheap Lobster	Vermont.....75% Hippies, 24.99% Rednecks and .001% who came for
Maryland....If You Can Dream It, We Can Tax It	the Foliage
Massachusetts....Our Taxes Are Lower Than Sweden's (For Most Tax	Virginia....Who Says Government Stiffs And Slackjaw
Brackets)	Yokels Don't Mix?
MichiganFirst Line Of Defense From The Canadians	Washington.....Help! We're Overrun By Nerds And Slackers!
Minnesota....10,000 Lakes And 10,000,000 Mosquitoes	Washington, D.C.....Wanna Be Mayor?
Mississippi....Come Feel Better About Your Own State	West Virginia.....One Big Happy Family ... Really!
Missouri....Your Federal Flood Relief Tax Dollars At Work	Wisconsin.....Come Cut The Cheese
Montana....Land Of The Big Sky, The Unabomber, Right-Wing	Wyoming.....Southern Enough to suck for Northerners and Northern
Crazies, & Very Little Else	Enough to Suck for Southerners
Nebraska....Ask About Our State Motto Contest	

We received news that last Thursday (December 6th), **Nancy Willett** died. She was struck by a car and died from her injuries. Nancy was the creator of VAE "The Softer Side" column. We believe we found her first published column from March of 2002 and it is reprinted below. Nancy's husband, Jim, was the VAE president that year. Nancy was one of the VAE work-a-bees and was key in beginning a very successful car show in their hometown of St. Albans, Vermont.

"The Softer Side" by Nancy Willette March 2002

When autos first came out, a whole new industry was also established, maybe in a much quieter way.

Fashions for autos came about by need, more than trying to look smart. First goggles were used to protect the eyes (no wind screens in those days) from dust, bugs and mud. Speed also presented a problem when it came to keeping the hats down. Don't forget some of these early-motorized contraptions didn't have tops either.

The biggest statement to fashion was the duster. A necessity in keeping ones' clothes dust-free. Usually a long full-length coat-like garment made of a lightweight material that could be removed easily after arriving at ones' destination. For the men, caps were jauntily turned backwards (and the youth today think they have something new!). The ladies worked wonders with wide ribbon or netting that covered the whole head and shoulders, to keep those wonderful works of art, called hats, down on their heads.

Lap robes were a carry over from riding in sleighs. BRRR! What a chilly ride it must have been, riding in open cars in the winter. No heaters in those early models to ward off the cold. My grandmother told me of her father heating bricks in the oven of the woodstove so the ladies could keep their feet warm on the way to church on Sundays. Aside from the fact that they probably didn't have far to travel in winter, the roads must have been a nightmare. I think people were a lot heartier and healthier in those days. I almost feel guilty when I click my automatic starter in the morning before I head out the door for work.



Both the Shelburne Auto Festival and the Stowe Car Shows have lovely fashion shows. Whether the garment is something from your own families' trunks or that you picked up at a garage sale, or second hand shop, makes no difference. What does matter, that we display these wonderful items for all to see. Don't want to do it yourself— what about the lovely daughter, granddaughter or friend that the item might fit perfectly. Let's not forget the masculine side of fashion. We not only need to show off our cars, but the fashion that completes the picture. Start now, to get those outfits together so that we can have the best ever fashion statement of our own. Please join us for one or both shows.

Nancy went on to many other subjects. "The 1930s Glitter & Glitz", "My Grandmother's Sewing Box", "How we never left the house without being dressed properly", "My Coat When I Was Twelve" and many more. Thank you Nancy Willett, for the memories.

ELEVEN QUESTIONS

Fred Gonet is a “restorer”. He has owned and operated **G & G Restorations** in Proctorsville, Vermont since 1983. He started in a barn on his property but when he started restoring a 1925 Pierce Arrow, he realized he needed a larger facility. The front bumper of the Pierce Arrow was touching one wall of the barn and the back bumper was against the rear wall. He could not “go around” but instead, had to “go through” the car when he needed to get to the other side! He has been in his new facility on Maple Street since 1986. Literally hundreds of cars, motorcycles and sundry other items have had Fred’s restorer touch over the years. Fred and his wife BJ have been known in the “old-car-world” for many years. BJ can tell of the many times they “oiled” an engine or the leather of an old cars for preservation (different oils obviously) . A 1910 Cole model 30 and a 1903 Ford model A has Fred’s attention at the moment.

WT... How does a person get the skill sets that you need to do the work that you do? Well, I am not sure. I know, in high school, when my friends were always looking for the newest cars to own, I was ‘back words’. I kept reaching toward the older cars. I guess curiosity and interest has led me, mostly.

WT...How did a Long Island kid end up in Vermont? I never felt I belonged there. I remember, as a young kid, being upset having to return home after visiting an uncle in rural Connecticut. I just didn’t fit on LI. When I first visited Vermont, I knew this was it.

WT...What vehicle do you remember being your favorite to work on and restore? I think it was the 1904 Locomobile in 1994. It came to me in a pile and I had to manufacture many of the parts, just using pictures, to complete it. They are mechanically, great cars. *(Fred owns a 1908 type E)* It turned out that ‘04 is the oldest in the world.

WT...What is your least favorite car to work on? I suppose the early Buicks and the Simplex would fall into that category. Buicks are basically OK cars but the early ones had problems that required a lot of tending. The Simplex’s, well, they are just a pain to work on.

WT...Where do your costumers come from? Do you advertise? Mostly New England but Florida to California can be included. And no, I have never advertised, unless you can count my annual calendars.

WT...What part of the restoration process do you like the most? The mechanical, no question. Building parts from scratch and making things work again is fun.



“I was backwards. My school friends always wanted newer cars, I kept reaching back, toward the older cars”

WT... Ok, what about the jobs in a restoration that you like the least? That would be wet sanding, for sure, and body painting. My cousin John is the 2nd “G” in our company name. He has been retired for a number of years now but when we were together we basically did it all. Today, I mostly, farm out that work.

WT.... We hear members, and others, who do not have an old car often say they would like to buy something old to drive on tours. What would you recommend to someone new to this old car hobby if they wanted something from the 20s or 30s?

I would recommend a Ford Model T or Model A. They are easy to work on and parts are fairly inexpensive and available.

WT... After the model T and A, what would be your next choice to recommend? There are a lot of good choices out there. I have always been partial to Chrysler and

that is probably where I would direct them. Many of the other cars from that period have a lot of wood and wood rots. A 30s Chrysler can cruise along very nicely and they are basically very reliable. I would stay away from GM cars of that period and the reason is mainly the wood issue.

WT...You said a few months ago that you were saving up for a new-old car. What do you have in mind? I have had my eye on a 1914 Model T Ford for some time now. I had the opportunity to drive it during one of our tours and decided a teens-Model T would be something neat to have.

WT...How is that working out? I have my fingers crossed, we will see.

Coming VAE Events for 2019



January 7th, Monday...6:00 to 8:00 PM.

Our next quarterly meeting of the VAE Board of Directors will be at the

Varnum Library, 194 Main Street, Jeffersonville, 05464. See you there.

January 19th, Saturday...11AM.

Hi all, we are all set for the January meet at St. Andrew's Parish. Club meeting, and the potluck lunch to follow. Memorabilia and display talks right after the food. Will also have a silent-auction table for you to donate to the VAE education fund.

Thanks,
Dave Stone

February 16th, Saturday 10:00AM.

February meeting will be in Bradford at Sargent Metalworks. He restores high end cars from around the world, and has done some of the best of show winners from the Stowe show. Bring a bag lunch.

Club will supply drinks.



It is across the road from Farmway for the wives who want to shop. Duane Leach

March 2019.... Still looking for a club member to volunteer a March VAE gathering. Your choice of when and where. Call our Chairman, Wendell Noble with your plan....802-893-2232.


April 2019.... Event organizers, John & Carol Lavallee, Fletcher, Vermont.

May 2019.... Gary & Sharon Fiske, Enosburg Falls, Vermont.

June 2019.... Gary & Nancy Olney, Derby Line, Vermont.

July 12th, Friday.... Our multi-day tour of Bennington area. More details later. Ken Gypson.

A July Weekend U-Mall VAE Old Car Display. More details later.



July... Colchester Burnham Library. VAE old car visit. More details later.

August 9th, 10th & 11th. Waterbury... Vermont Antique & Classic Car Meet.

September.... Wings & Wheels, Highgate Airport. More details later. Hal Boardman.

October Gypson Tour. More details later. Ed Hilbert.

November.... VAE Annual Meeting. More details later. Wendell & Mary Noble.

December 8th, Sunday 11AM.... VAE Holiday Meet. Steak House Restaurant. 1239 Barre/Montpelier Road. Charlie & Marion Thompson.

Cars & Coffee Vermont 2019.... Every 3rd Saturday at 7AM on the University Mall Grounds. John Malinowski



If you want the latest VAE events schedule, **John Lavallee** invites everyone to visit our website (vtauto.org) and click on "See all VAE Events"

The Columbia Motors Company Detroit, Michigan	
Five-Passenger Touring—LST	\$985
Two-Passenger Roadster—LSR	995
Five-Passenger Special Six	
Phaeton—S-6	1095
Two-Passenger Coupe LSH-2	1235
Five-Passenger Sedan—LSCS	1395
Four-Passenger Special Six	
Sport—LSK	1395
Four-Passenger Special Six	
Coupe—LSH	1685

1923

Columbia Six Touring—LST

Wheel Tracks Classifieds



Free to all Enthusiasts

For Sale..... 1974 Jeep Cherokee. 2-door station wagon, 3 speed STD, optional 4-wheel drive, power steering, 258 CID straight 6 engine, drum brakes, roadrunner horn, GVW 5600. Must see to appreciate. 802 658-4230. Ask for Heidi



For Sale.... Farmall C, 1948. Runs fine, includes a PTO driven hydraulic pump and front loader bucket. \$1500.00 Call Dave Welch at 802-877-2207

January Bumper Sticker...

I can explain
it to you
But
I can't
understand
for you.

**Do you need a VAE name tag?
(\$9.00)**

Contact Christina
christina.mccaffrey@vtmednet.org

**How about a VAE banner for your car?
Call Wendell Noble to order one.**

802-893-2232

**Need a VAE window sticker? \$1 each, 6 for \$5.
Call 802-933-7780 or email gafiske@gmail.com.**

For Sale.... 1965 Plymouth Valiant 200 sedan. Like new condition in and out. Original 273 V-8 with Torque Flight automatic transmission. Power steering, electronic ignition, 14" whitewalls with flawless correct '65 wheel covers. Mint blue interior and white exterior, chrome perfect. Started life at a Mississippi dealership and has been in the south all its life until I purchased 3 years ago. Drive anywhere. Have folder full of all receipts and window sticker, etc. Fully documented from day one and always garaged. \$8,500 obo.

- **Four 14" wheels** and wheel covers from my uncle's 1970 Dodge Charger. Wheels and covers in excellent condition Fits many 1960's and 70's B body Mopars. Sell as a complete set \$150. obo
- **"The Complete Book of Corvette"** by Richard Langworth, published in 1987. Four-color throughout, 320 pages and in new condition. \$25.
- **1976 and 1978 Chrysler, Plymouth and Dodge shop manuals**, each two volumes and covers all models. Both in excellent condition, \$25 each or \$45 both.
- **Antique Norwegian ice sled.** Over 7ft. long. Could be used or would make a great conversation piece and display item. Folds up for easy transportation. \$150 obo
- **Antique Arcade** cast 1927 Buick sedan. 8" long and very nice condition. \$800 obo.

New listing.... Collection of 91 full color car sales brochures all from the 1990's. There are 74 Chrysler makes and models and the remaining cover Oldsmobile, Chevrolet Camaro, Buick, Saab, Pontiac Firebird, Ford, GMC Jimmy pickup, Subaru, Mitsubishi, and Cadillac. Will sell individually but rather sell the entire collection for \$175. All brochures are in excellent condition.

Chris Barbieri 802-223-3104 or 802-249-0272 [cell] or cgeeb99@gmail.com



Winter 2018-2019

VERMONT AUTOMOBILE ENTHUSIASTS

Please Send Dues or Address Changes to:

Christina McCaffrey


89 Ledge Road

Burlington, VT 05401-4140

christina.mccaffrey@vtmednet.org



Duane Leach's '64 Ford meets Mr. Stearman at the August VAE Wings and Wheels gathering



January 2019

Check the date after your name,
Your VAE Membership
might need to be renewed.



From May, 2012 Wheel Tracks Archives....Who are these folks?

It looks like they have been "in Love" for many years.....