

Wheel Tracks



**Jim Cary's 1941 John Deere– B Tractor
Ready to Go Plowing..... More on page 6**



3]... From the Prez, the Editor & The Chair...

4]... Mary Noble's "My Dad and Cars"

5]... A Little Humor & Gael's Crossword

6]... Join a "Tractor Club"!



8]... Dave's Garage answers to "Timing Lights"

9]... Don't Miss the Gossip!

10]... Our Golden Wrench Presenters

11]... Fred Gonet Helps Us Shine Our Old Car

13]... Dick FINALLY has an Old Car

15]... A Great Classified this Month

VAE OFFICERS AND DIRECTORS

Jim Sears – Chairman
802-482-2698 packardsu8@netscape.net
Robert Lalancette – President
802-849-2692 rjlalancette@myfairpoint.net
Dan Noyes – 1st vice & Activities Chair
802-730-7171 dan@streambanks.org
Dave Lamphere- 2nd. Vice & Assistant Activity Chair 802-878-4020 davelamp@together.net
Dick Wheatley- Treasurer
802-879-9455 rwheatcpa@aol.com
Bill Sander,- Recording Secretary
802-644-5487 sander@pshift.com
Joanna Therren Conti 802-244-8375
Les Skinner Exp. 2014 802-485-8150
Ed Hilbert 802-453-3743

Auditors– **Leo Laferriere, Doris Bailey, Ray Tomlinson**

VAAS Directors
Wendell Noble– Chairman
Charlie Thompson– Secretary
Dick Wheatley–Treasurer
Gael Boardman
Tom McHugh
David Sander
Bob Chase

MEMBERSHIP SUPPORT TEAM
Membership Secretary (Ex-Officio)
Christina McCaffrey
89 Ledge Road
Burlington VT 05401-4140
VAEmembership@gmail.com
christina.mccaffrey@vtmednet.org

VAE Show Chairs/Board Ex-Officio
Antique and Classic Car Meet (Stowe)
Bob Chase, Chair, 802-253-4897
Duane Leach, Co-Chair, 802-849-6174

Wheel Tracks Editor (Ex-Officio)
Gary Fiske
Home 802-933-7780
cell 802-363-1642
gafiske@gmail.com
2503 Duffy Hill Road
Enosburg Falls, Vermont 05450

Edi Fiske—Wheel Tracks proof-reader
Clark & Isabelle Wright- Burma Shave editors
Rachel Smith- Webmaster

Sunshine Chair
Christina McCaffrey 802-862-3133
christina.mccaffrey@vtmednet.org

Welcoming Committee
David Hillman
david.hillman@vtmednet.org

L. Brown & Sons of Barre, VT- publisher

Mission Statement:
The Vermont Antique Automobile Society is a tax free 501c3 organization dedicated to the preservation, protection, promotion and appreciation of automotive history and technology.

Wheel Tracks is a monthly newsletter published in print and electronically for the public, and for the VAE/VAAS membership.

Monthly deadline
The 10th

Your editor and other authors are made aware of some new products, services or information that they feel may have value to VAE's membership. These products, services or informationals are not an endorsement by the VAE unless otherwise noted. The opinions are solely those of the particular article's author.

*****Contact Us At*****
vaeinfo@gmail.com

*****Our Website Is*****
vtauto.org


Membership
Only \$30

EVENTS.... WHAT'S NEXT ?

June

June 6, 9AM to 3PM... "Now & Then" car club's 24th annual car show and flea market. Westminster Central School, Westminster, VT. More info call 802-257-3053.

June 7th & 8th... The 28th Annual Manchester Antique and Classic Car Show. See..... <http://034f961.netsolhost.com/wordpress1/>

 **June 21st.....** 50th National MG T&VAE meet in Middlebury. See page 9

June 14th, 9AM to 2PM.... Heaven On Wheels Car Show. See page 12




June 28th, Saturday 10AM to 3PM..... A Multi Car Club Meet in Bethlehem, NH at 4093 Main Street. A Cook out, horse shoes, swap meet & car show. Contact Bob Lalancette at 802-849-2692 if you want to join him.

July



July 7th, Monday 7PM.
VAE Board of Directors meeting at Whitney Hill Homestead's common room. Williston, VT. All are invited.

August



August 8th, 9th & 10th

THE VAE STOWE
CAR SHOW

September

September (no date yet)– Allsops Best of Britain. Newbury VT Jaguar E-Types restoration shop ..Tentative

October



October 6th, Monday 7PM.
VAE Board of Directors meeting at Whitney Hill Homestead's common room. Williston, VT. All are invited.

October 8th to 11th... 2014 AACA Eastern Regional Fall Meet at Hershey, PA

SEE 2014 TENTATIVE
EVENTS ON PAGE 4....



FROM THE PRESIDENT... BOB LALANCETTE



It's time.....

Time to get under the hood and get your rolling museum running. The weather has finally broken and we can begin again to teach others about what transportation was like in the past. Your vehicle is a moving history lesson. We can change the thoughts of others that these are just big "toys". These machines changed the way we lived. They were the predecessor to the internet as folks would actually travel in a car to see someone and talk to them. The month of June is a busy one. Please attend at least one of the events to show your support of the VAE. Let's make this happen, there is something for everyone.

June 21st: Monthly meet in Middlebury. See details in this issue. **June 22nd:** Tour down to Bennington for noontime to see the arrival of the participants of the GREAT RACE tour from Maine to Florida. **June 27th and June 28th:** Tour with us to the Connecticut River Valley for an overnight stay. On Friday we will go to Post Mills to see Brian Boland's hot air balloons and airship/museum (rusty dusty things) then over to Chuck Solger's wood frame body shop. Saturday, we travel to the Multi car club car meet in Bethlehem N.H. from 10am till 3pm. Stay an extra night or travel home that afternoon. **June 28th:** Waterbury VT Not Quite Independence Day Celebration at 11am.

If road tripping is not for you, then be in a parade. Email me and I will forward the information to you.

I do need to get some numbers for attendees for the overnight stays so I can call some motels. Please email me or phone me if you plan to stay Friday night, my contact info is on the inside cover. Whatever you do, take some pictures and jot a few thoughts down so we can all share in your experience.

YOUR EDITOR... GARY FISKE

Below, Wendell Noble writes about our Golden Wrench Award and how important it has become in identifying the Vermont Automobile Enthusiasts and one very important aspect of our mission.....**EDUCATION.**

I have learned much more during this four year process of working with the VAE to build this award program than I would have guessed a few years ago. The main lesson is the amazing number of people this program has touched in just this short time. We will be awarding our 35th student for their work excellence this year. We have 16 VAE volunteers who have agreed to present the awards throughout Vermont... 16 folks who might have not even been aware of Vermont's wonderful career centers and the great education and skills our young people have access to. Just today one of the presenters told me how the student he awarded the Golden Wrench to last year is on his way to diesel school soon and that he has also picked up a scholarship along the way. I hope our award had a little to do with this young person's success. When I read how scarce qualified welders are today and how a good welder can earn \$150,000 a year, I know our career centers are on the right track.


Today's 'professional' teachers are amazing. The level of abilities they have in teaching these young people is something to behold. Then, lastly, there are the students I have met. I have always been proud of how I had fit into the world back in my teenage years but these kids are miles ahead. Inspirations, every one of them.

So..... the award boxes are packed and being sent around Vermont to the presenters (see page 10). The tools arrived from Mac Tools a few weeks ago, the shipment of books titled "The Physics of NASCAR" came in, the marble trophies arrived from the engraver and the recognition letters are printed and signed. All that is left is the 16 award events to happen in the next two weeks and 2014 will be in the books. On to 2015.....

Some of the work left to do that Wendell refers to is a better job tracking our recipients. There has to be some fantastic stories for Wheel Tracks to publish. This publication is mailed to every career center for the students to read, we need to pass these inspiring stories on to them.



VAAS LISTENING POST From Wendell Noble, Chairman



We are fast approaching the end of the school year and that means many of our members will be appearing at all of the sixteen automotive technical career centers in Vermont to present the **Golden Wrench Awards**. I trust all those who take part will find this a wonderfully rewarding experience. It certainly was so last year. This is our chance to make a big splash with the tech center students and staff. That splash can and should have ripples all year long. If you are involved in the Golden Wrench program in any way, please make your-

self known to the school staff. Every tech center program has an **advisory committee** of community members and I'm sure they would welcome your participation. There are usually only two committee meetings per year and, by attending, you'll gain some excellent insight into the program's functioning. Better yet, you'll gain a valuable perspective on how we can achieve our goal of providing the students with the incentive and means to strengthen their understanding of science and math as being pertinent to their careers. We've got a great program here and there's more to do.



"THE SOFTER SIDE"



A Column Shared by Mary Noble (Left), Christine Stone (Ctr) & Nancy Olney (Right)

MY DAD AND CARS by Mary Noble

My husband suggested that I should devote the "Softer Side" to my Dad's interest in old cars. I have to admit that as a teenager, I didn't think much about cars, except as a means to get to a dance, a ballgame, or a friend's house. In my earlier years, Dad was always busy farming (milking, making and selling butter, haying, plowing, sugaring, selling insurance, being a Selectman and banker. He was also a Grange member and a Mason. Restoring and/or working on an old car I don't remember. Yes, he had a 1935 Packard, a 1936 and a 1937 Chevrolet, as well as that 1928 Dodge coupe I wouldn't drive, preferring the family 1955 Chevy station wagon! I know, shame on me. Sorry, Dad, ---and Wendell. Guys of my teenage years were always fixing up a "clunker" car and then driving it around town to impress the girls, and each other. Cars now seem to be more of a status symbol, not a tribute to the authentic restoration of a car. But back to my Dad. Growing up on a farm certainly builds character and gives one an appreciation for work being a good thing. (Of course, for some it means to get away from all that work as soon as possible.) We learned that when the hay was dry, it had to be raked, put into windrows, and pitched onto the hay truck to the person "treading" the hay to get as much as possible on at once. When the beans, peas, tomatoes, etc., etc., were ripe, they needed to be picked, made ready for canning or freezing right then. Cows need to be milked twice a day. Basically, my brother and I learned the valuable lesson of not putting off what needs to be done. Our reward usually was a trip to the "dairy bar" for ice cream cones or frappes (I've learned to call them milkshakes, but in New Hampshire, a milkshake had no ice cream in it).

Presently, I do appreciate classic cars (I know, I still have only driven the Dodge twice) and truly enjoy riding in them, plus being impressed over and over again by the patience and tenacity of classic car restorers. So, kudos to you all!

A 2014 tentative VAE Meet schedule from events planner Dan Noyes

June 21st- The 50th anniversary of the MG-T register, Please join us Saturday at the Middlebury Municipal Hockey Arena. See page 9.

July 19th- 1 to 4pm Saturday potluck and cookout. Gas grills, coffee, tea, ice and paper products provided. Franklin & John Deere garage. 239 Rollin Irish Rd. in Westford (nearer to the Essex end)
Questions to Lampheres at 878-4020. John Deeres can be started. Plenty of parking.

August - Stowe Car Show


September 20th - Pierce Reid - Stowe Rolls Royce restorations <http://www.vintagegaragevt.com/index.html>

October - Gypsum Tour.

November - Annual Meeting - I guess we will not be at VT tech. Lets chat about some suitable locations (Commodores in Stowe, The Crop in Stowe is a sponsor of the Stowe show. I heard some churches will accommodate. Perhaps we will have a chance to chat at Grays.

December - Christmas luncheon Daniel Noyes -Program Coordinator





A woman walked into the pet shop and told the owner she needed a rat and a couple of cockroaches. "What do you need them for?"

"Because," said the woman, "I'm moving and my lease says that when I move out I must leave the place in the same condition as I found it!"

A police officer comes to a three car accident. The officer runs over to the front car and asks the driver, "are you seriously hurt?" The driver turns to the officer, "how should I know?"

Do I look like a lawyer?"


While working at an auto mechanic shop, a co-worker was on waiting list for a heart transplant. One day the phone rang and the girl up front answered. It was the hospital with good news.

"Sam," she yelled. "Your parts are in!"

A farmer got sent to jail. His wife was trying to hold the farm together until her husband got out.

She wrote a letter to him in jail: "Dear Hubby, I want to plant the corn. When is the best time to do it?" The farmer wrote back: "Honey, don't go near that field. That's where all my money and drugs are hidden." All of the farmer's mail is censored, since he is in jail. So when the sheriff and his deputies read the letter, they all ran out to the farm and dug up the entire field looking for the drugs and cash. After two full days of digging, they didn't find anything. The farmer then wrote to his wife: "Honey, you can plant the corn now."

Gael's Crossword



Answers Page 7

Across

- 2 You got all the brakes in
- 4 Chevys compotor
- 6 Shiftless drivers took the
- 8 Some Chevys shifted in a
- 10 What was inserted for the 1st time in 1954
- 11 Gary Olney's 29 Chev is a ----car
- 14 you should allways keep one under the seat
- 15 You drove your Chevy to the
- 17 Famous bolt in Chevy construction
- 18 What beats in America for chev

Down

- 1 See the USA is a
- 3 In the 50s there was the
- 5 Chevy by the glass
- 7 A southern Chevy model
- 9 What was "490" in the early 20s for Chevy
- 10 Chevys air was the
- 12 Louis brother
- 13 'Free' feature only in 1932
- 16 Some 350s come that way
- 17 The 1st Corvette had a

I went to the doctor for my yearly check up, as he was examining me he commented on my pale complexion.

"I know it's my high blood pressure, it's in the family".

"Your mom's side, or dad's side?" questioned the doctor.

Neither, my wife's..... "What?" the doctor said "that can't be, how can you get it from your wife's family?"
"come meet them sometime!"



Jim Cary Writes..... The family farm where I grew up in Milton had two tractors, a 1942 John Deere B and a 1929 Farmall F20. The F20 had steel wheels but was later converted to rubber tires making for a smoother ride and easier for the town road crews. I couldn't wait to drive these tractors and finally when I was nine my dad agreed to show me how. That led to many hours of plowing, harrowing, planting, haying, sugaring, manure spreading, etc. Later, in 1959 Dad purchased a JD 435D, John Deere's first venture into a small diesel tractor. This tractor had an engine built by General Motors, was made for only two years and is very collectable. That year, 1959, was the year I graduated from high school and left the farm eventually forming my own construction company where I still work.

My interest in restoration started with a 1928 IHC 6-speed Special truck that I found in Stowe in '76. I still drive and show it. Anyone wanting to do restoring should be ready for the cost of finding the parts needed all over the U.S. on top of the many hours it takes to do the work. It also helps to have a partner involved. My wife, Velma, is very interested and involved in my projects which makes the work very much more enjoyable.

Our first tractor restoration was the JD-B that I purchased in the '80s pictured above and on the front page. Then we did the JD 435D and after that the 65 F100 Pickup. We are very proud that our 65 F100 pickup went on to win the VAE's restoration of the year in 2010 and 1st place in it's class at the Stowe Show in 2011. We found a Farmall F20 during one of our VAE tours in New York and ended up bringing that home for a face-lift. Our present project is a '69 Ford Dump truck (shown on page 16). The JD 435D is the tractor from our family farm and I also have a 1960 JD 1010 crawler that my uncle had on his farm.

Velma and I belong to two tractor clubs (listed below) and enjoy many events including the Maple Fest parade, June Dairy Day, tractor pulls, field days, plow days, corn harvest and the Applefest. This year the Northeast Two Cylinder Club will be hosting the New England John Deere Expo VI in New Boston, NH on August 22nd, 23rd and 24th. The main feature will be JD tractors in the number series from 1953 to 1956. For example, in 1953 the JD40 was built and there were 8 to 10 variations in that series....wide and narrow front ends, low and high crop, etc. So between 1953 and 1956 there were series 40, 50, 60, 70 and 80s with many variations of each. The club is also inviting pre-1960s International tractors (Farmalls) to join our Expo as Special Guests. People we meet in the tractor clubs are in the most part farmers or from a farm background but there is no prerequisite. Tractors are very interesting and fun; everyone is welcome.

Northeast Two Cylinder Club
c/o Leila McDanolds
PO Box 275
N. Haverhill, NH 03774
603-787-2396

Trans Border Antique Tractor Club
46 Torrie Drive
Swanton, VT. 05488
Jacques Beaulieu 802-868-4140

Editor's notes.... John Deere began to expand its range of equipment to include the tractor business in 1876.


The John Deere model B was introduced as a smaller tractor, to fill the needs of row-crop farmers that did not need a tractor as large as the A. It had a nearly 20-year production run, and the versions of the B can be broadly divided into three groups. The original B is often referred to as "unstyled" and includes all tractors built through 1938. In 1939, with tractor number 60,000, began the "early styled" model B. In mid 1947, with tractor number 20,1000, began the "late styled" model B. In 1941 John Deere built 96,000 model B tractors.

Horse power is figured a little differently when it comes to tractors. The JD-B is... Drawbar (claimed): 12 hp. / Belt (claimed): 16 hp. Drawbar (tested): 11.80 hp. / Belt (tested): 16.01 hp.

There are two fuel tanks. A one gallon tank is used for gasoline for starting then the operator switches over to a twelve gallon tank that contains kerosene for field work. The factory weight is 3275 pounds and John Deere claims the tractor burns 2.1 gallons of fuel per hour while it can pull a maximum of 1728 pounds at the drawbar.



Can anyone identify the pieces in the picture? They might be available, free, to anyone who can use them. There are 8 of the bolts and two of the rockers. Contact Wheel Tracks editor with the answer and if they can be of use to you. gafiske@gmail.com





MODERN TIMING LIGHTS AND SIX VOLT ELECTRICAL SYSTEMS

This month we have a question from Wendell Noble. It seems his trusty timing light has given its last flash, and he wants to know what modern replacements will work with older six volt electrical systems.

There is no simple answer. Most modern timing lights designed to work with 12 volt systems will actually work on six volts. Some, however, will not. For the ones that won't, a 12 volt battery or a battery charger will have to be used. Timing lights take power from a battery, but the trip wire feeds from the number one spark plug wire.

I have several timing lights, from a 30 year old Sears timing light, a cheap Harbor Freight timing light and an Actron advance timing light. These timing lights will work on six volts.

My advise would be to take a chance and buy a new timing light and try it. If the battery is near the front of the engine, I would hook up the light with the positive lead going to the positive lead on the battery, and the negative lead going to the negative lead on the battery, and the inductive trip wire hooked up to the number one spark plug wire. Chances are, it will work on six volts. If it does not, then the positive and negative cables will have to be hooked up to a 12V power source, (either an extra battery, a battery charger or a 12 volt booster pack).

I have been impressed with the advance Actron timing light I bought through Amazon. It was inexpensive, and it works well. With this light, you only need to find TDC on the engine. The light has a knob on it to advance or retard the flash. If, for example, the timing specification is 8' advanced at 2,000 RPM, the knob on the light can be set at 8' advance, and then when the engine is at 2,000 rpm the timing will be correct when the light flash shows the timing pointer at TDC.

Of course, there is the occasional car that runs worse when timed according to the specifications. I have had to manually advance the timing a little bit at a time until I can hear engine knock, then slightly retard the timing until the engine knock stops.

As they say, timing is everything.



Editor's notes..... One of the latest "Old Cars Weekly News and Marketplace" issues quoted a "Dave's Garage" article from this years February "Wheel Tracks". Dave Sander's article on welding plastics was recounted in Gerald Perschbacher's weekly column. Old Cars Weekly is a nationally distributed publication and reflects the level of expertise Dave puts into every one of his monthly columns.

Congratulations Dave Sanders.

The VAE June Meet



The VAE will hold its June meeting at the 50th anniversary of the MG-T register, **The Gathering of the Faithful**, an international organization dedicated to the maintenance, preservation and enjoyment of T-Series and Vintage M.G.s.

Please join us Saturday June 21 at the Middlebury Municipal Hockey Arena at 1:00 pm for a short business meeting (come early and stay late). There are expected to be about 75 MG's gathering for this 4 day event. For more information on this event visit

<http://www.nemgrt.org/>.

For direction visit <http://www.memorialsportscenter.org/>

www.memorialsportscenter.org/

Need more info,

Call Dan Noyes

802-730-7171



VAE Gossip by GCF



I have always been very impressed when ordering things from McMaster-Carr in New Jersey. First of all, I don't think there is an item we restoration guys need that they don't have. And secondly, I have always found the prices are very reasonable. The thing that amazes me is I can order something at 10 in the morning and get the order the next afternoon.

I made an order recently for some slotted stainless wood screws and a few other small bolts and washers and realized a week later I had not received them. When I called they told me their records showed the order was delivered to my porch on a certain day and hour and I told them, a little smugly, it must have been someone else's porch. They agreed to send another order at no charge.

This is where I had to de-smug myself because when the 2nd order arrived I realized it looked a lot like a 3-month supply of old-guy medications that had been delivered recently and not opened.....they sound very similar when shaken! I found it is difficult to make calls to NJ with crow's feathers in my mouth but they were very nice about it.

You will find a nice picture and a little story about Dick Wheatley's newly purchased 1930 Model A Ford on page 13 of this issue. What the story will not say is the pressure he has endured from some VAE "elders" over the years. Dick and his wife Kit have a wonderful '67 VW Beetle and a really neat '79 MGB but every chance they had the "elders" would bring up the subject and ask him why he does not own an old car. Well, congrats Dick. I wonder what the elders have to say now?

I finally broke down and purchased a copy of the new book that just came out about A.K. Miller. It's called "**The Stutz Stash of A.K. Miller**" and self published by Dave Brownell and Nicholas Whitman. It's a nice short story and many pictures of the famed Vermonter's car collection. I have been very surprised at the number of VAE folks who were there at the auction. Some members have cars that belonged to Miller and I talked to a member the other day who even had a meal or two at the Miller home over the years. He told me one of the Millers favorite meals was cow tongues and later sandwiches from the leftovers. My old aunt always enjoyed those cow parts also. I couldn't wait to show my wife the book. I expressed how 'moderate' I am with my hobby but I only got 'rolled eyes' for my effort and a "that's OK honey". I thought I would get more for my money....

Ernie and Melanie Clerihew of Pittsford, Vermont have a birthday they will be celebrating this summer. A holiday most of us ignore, it's the 100th birthday of their **1914 Ford Model T Touring car**. What will be the celebration? Well, the two of them and their daughter plan to drive the "T" to Dearborn, Michigan and visit the Ford museum in Greenfield Village. Google claims the trip takes about 10 hours and is 650 miles, Ernie says he will be taking 4 days of motoring to get there.

Wow, what courage...what a plan! I am a little envious. A blog is planned so you will be hearing more. Ernie said the Ford folks were not impressed but so what.

They plan to leave on July 14. He wrote...."**it is Bastille Day....viva la Ford!**"

The plan is to spend three days there touring the museum and attending a Detroit Tigers game, then heading home on the 21st.

We will be waiting for the Clerihew Adventure Reports....

Do you want to learn how to get extra distance when you are using your car key-fob to communicate with your car.....you know, locking doors and the like?

Just type this internet address into your PC.... [youtube.com/embed/OUqf71muwWc?](http://youtube.com/embed/OUqf71muwWc?feature=player_embedded)

feature=player_embedded. A hint for you....simply put your key against your head and you increase the distance, big time!!!!

John Lavalley sent this to Wheel Tracks, maybe it only works in Fletcher.....

The 2014 VAE Golden Wrench Presenters



David Dow.... Hartford Career and Technical Center
White River

Tom MaClay.....Applied Technology Center at
St. Johnsbury Academy

Hal Boardman... Northwest Technical Center
St. Albans

Lloyd Davis.... Stafford Technical Center
Rutland

Joanna Conti.... Randolph Technical Center
Randolph

Phil Drake.... North Country Career Center
Newport

Bill Mraz.... Patricia Hannaford Career Center
Middlebury

Daniel Noyes....Lyndon Institute
Lyndon Center

Bill Sander.... Green Mountain Technology and Career Center
Hyde Park

Gene Napoliello...Essex Center for Technology
Essex Junction

Gary Fiske.... Cold Hollow Career Center
Enosburg Falls

Andy Barnett...Burlington Technical Center
Burlington

Fred Gonet.... Windham Regional Career Center
Brattleboro

Carroll Bean & John Nahnker.... River Bend Career and Technical
Center, Bradford

Anthony Cook...South West VT Career Center
Bennington

Fred Cook.... Barre Technical Center
Barre

Good morning folks:

Dell and I had the privilege of touring a very nice Classic Car Collection in Paris, Maine recently with **Yesteryears Motorcar Club**. Of course, I had to write & attach some photos.....so, here are the electrons I am sending your way, from the **Bahre Classic Car Collection** in Paris.

Chris & Dell Chartier



Spring is here
and you want to get your
"beauty"
out of the garage...

So you open the doors and let the sun light the place
up, maybe take the cover off and what do you find....
Dust... Dirt.... Smudges.... Scratches



Wheel Tracks contacted **Fred Gonet**, the owner of a very fine restoration shop in Proctorsville, Vermont for some advice. Fred, as always, was very helpful and has allowed us a little peek into the magic that he does at **"G&G Restorations"**.

Some of us have used this new-fangled polish that doesn't need buffing after you apply the stuff but we have wondered if it is a good idea. Well, Fred swears by it. His favorite is a product called Nu Finish. How many of you have dug Turtle Wax out of body seams? Well, this type of wax gives you a break and leaves nothing behind except a shine. Fred said he is amazed how long the wax job will last. Just apply the wax and use a micro-fiber cloth to wipe it evenly. Meguiar's Extreme Shield wax has been used by other VAE members with a lot of success. The BIG question has been answered for Wheel Tracks...if Fred says this new type wax is good, then we are safe.



Fred has a 1908 Locomobile, a brass era car with lots of BRASS. Some of us 'old guys' might remember a product called Brasso if you were in the military. The salt air really beats up brass on Navy ships and Brasso was the answer. Some research found the product is still around. Fred likes to use a product called Cape Cod Metal Polish. A few VAE members have seen his Locomobile and we have to agree, the product must work. The car is a beauty. It has been said that Fred might have purchased the brass polish but his wife BJ does the work....just a rumor probably.

So now, for those small scratches and that old paint that just doesn't have the brightness it should have. Fred says he has had great luck with a product called "Liquid Ebony #27". When Wheel Tracks asked another shop what they used for this purpose one of the workers said they like to keep the #27 bottle closed up in a cabinet. When asked if sunlight harms it he said they just didn't want customers to know their secret. Thank you Fred, for sharing your knowledge.



Richard McLay's '65 Rover P5 was Wheel Tracks feature story in May of 2013. He has come a long way building the car of his dreams and has a ways yet to go. He writes Wheel Tracks readers asking for a little radiator advice. Can anyone be of help?

I have reached the point in modifying ROVER that requires the design of a radiator. Hopefully, the modified DINAN Intercooler available for the BMW 3.0 liter will work for the ROVER application, but the radiator will be a problem.

There's limited space.

The radiator for the BMW N55 engine is a thin (3/4 inch thick) sheet. The radiators I will have available from the SPEEDWAY Catalog and Iowa (SPAL) can be anywhere from 2 to 3 inches thick. My mechanic reminds me that it doesn't matter if I put too big of a radiator into ROVER. The

temperature is controlled by the thermostat. That's true but I have limited space laterally. I also have to get some sort of fan for town driving in there as well, -- so a 3-inch core would be a bit of a luxury.

What is a rule-of-thumb design for a radiator? Does anybody have a formula for a guess off the top of their head? We're talking about 392 HP at 5,700 rpm max.

The Internet, as usual, gives some papers (SAE, etc.) on radiator design. The problem is that I need to remember all of the thermodynamics (thermodamnatics at Wisconsin) that I took in 1958. That isn't going to happen. What I'm after is something that is contained in one equation that gets me in the ballpark so that I can size the radiator, including the core thickness.

Richard McLay 802-658-6064 or email... richarddarenmclay@yahoo.com Thanks



Sent to Wheel Tracks by Bill Billado..... GPS left on Dashboard in the Sun and Exploded

I would bet this also applies to Cell phones, tablets, digital cameras, and other devices that use lithium batteries. This may be a reason why the US Postal Service will not ship electronic devices that contain lithium batteries any longer?

GPS was placed in its bracket in the windshield and left in the sun. The battery overheated and exploded! WOW !



COMMUNITY BIBLE CHURCH,
McCAFFREY'S SUNOCO & WAGGY'S STORE & DELI
PRESENT

"HEAVEN ON WHEELS" CAR SHOW

**SATURDAY
JUNE 14TH 2014**
(RAIN DATE: SATURDAY, JUNE 21ST 2014)

SHOW: 9AM – 2PM
REGISTRATION: 9AM – 11AM

ALL YEARS, MAKES & MODELS , CARS, TRUCKS & MOTORCYCLES

FAMILY FUN, Food, Music & MORE!
50/50 Raffle, Prizes, Kid's GAMES, DJ
**MUSIC BY KINGDOM BLUES PROJECT
AND JEFF & SOPHIA**

Sponsored by:

BOND **GOSS**    **Snap-on**


Hannaford | Quintin Brothers | City Tire Company
Body Le Bronze | New England Automotive | Texas Roadhouse
Farmhouse Grill | Talent Skate Park | Vinyl Answer | P&P Septic
The Essex Resort & Spa | Real Bounce.com | Green Mountain Car Care
Essex Automotive | Mike's Auto Parts | Trader Dukes | Girlington Garage
Koffee Kup Bakery | Leunigs | Stephen and Burns | Smitty's | Tootsies

FOR MORE INFORMATION CONTACT DAN CABRERA AT 802.355.5150 | SUGGESTED \$5 REGISTRATION FEE DAY OF SHOW
LOCATION: 2025 WILLISTON RD, SOUTH BURLINGTON, VT 05403
REGISTER ON-LINE: WWW.COMMUNITYBIBLECHURCH.WS/CARSHOW

There are many Vermont Libraries....

that have display cabinets and are always looking for small collections and interesting items . The cabinets are usually locked and very safe.

Here is a picture of a display Charlie Thompson set up for the Colchester Library a while back.



This would be a great way to dust off some of your treasures and let other people enjoy them like you do. Remember to add something to promote our club....always a good idea.



A note from Dick Wheatley about his recent purchase of this beautiful 1930 Ford Model A Coupe.....

This is kind of a neat story writes Dick.

My first degree from college was a two year associates in

forestry, with a surveying option. I went to work after that for a short time at a land surveying company called McIntosh & McIntosh in our hometown of Lockport, NY. About that time, as the story goes, one of the owners I worked for, Doug McIntosh, discovered Hemmings, drove out west with his sons and came back with a Model T of sorts.



They brought it down into their basement and restore it.

They are said to have made some adjustments to the house to get it out when done. He had a few parts left over, began buying and selling, retired from the surveying business and established Mac's Antique Auto Parts with his sons. Doug died a few years ago, his three sons owned the business until selling it to Eckler's. Rick McIntosh still manages it.

My wife Kit and I went back home for Thanksgiving last November to drive my mother out to Detroit to visit her brother (a General Motors Institute grad) who worked in the auto industry. While in Lockport to pick up my mother, I went over to Mac's, saw the Model A for sale in the showroom. I showed the photo's to my uncle in Detroit and began thinking about it. The car was owned by the Mac's shareholders for the past 10-12 years, Rick said it was used in instructional videos for their

Cartouche interior kits, as a demo for parts and shown in local parades. Rick and his brother Randy were trying to divide things up that they owned personally from what was sold to Eckler's. Guess I caught him at a good time. We had it shipped up here in an enclosed trailer in January. Now we will see what I really have, it's a driver not a show car.

Roster Update

New Member.....Welcome:

John Cray
5367 Plank Rd
New Haven VT 05472
802 453-5598
cray@gmatv.net

1954 Chevrolet Bel-Air
1953 Mercury Monterey Hard-top

Back in the flock:

Shelby & Maureen Turner
24 Turner Lane
Isle La Motte VT 05463
802 922-7573
1913 Ford Model A Cabriolet
1953 Studebaker Commander
1953 MGTD
1953 Mercury Monterey Hardtop

Renewed and current:

John Hameline
Wayne Schneider
David Thayer
Leo Laferriere



Become a Member Of VAE For Only \$30.00

It's easy.... Just write your contact information on a paper, add a \$30 check written to the VAE and send it to:

Christina McCaffrey (Member Secretary)
89 Ledge Road
Burlington, Vermont 05401-4140

You will be completely at home....and considered
"normal" if you love"
Old cars, trucks, tractors, 1-lunger engines, auto
related postcards, brochures, oil cans, ashtrays,
models and toy trains.

Send us your info.....

**Your name

**Address

**Phone Number

**Email Address

Then, if you collect
something we would love
to know your passions

Come join us,
You will find
a great group of folks

Now that I've survived Tax Day, I can respond to your request for Volkswagen stories.

By the way, I loved the story about Ed Rotax. Ed was one of my Dad's best antique-car resources, and was famous for his Yankee ingenuity.

--Karen Unsworth

My first and only Volkswagen was a 1974 Super Beetle, purchased right after I moved to Rutland early that year. It was my first new car. I promptly went out and flipped it in a mountain ditch, because I had been living in Kansas the previous two years and had forgotten how to drive in snow. But it was soon good as new. It was bright yellow, and people would say, "There goes Karen in her little lemon!" Part of my job in Rutland County involved driving on steep dirt roads, and that car had terrific traction. I loved that car and drove it until 1985, when the road became visible thru the floorboards.

Editor's notes...Super Beetle and final evolution....In 1971, a new Beetle model featuring MacPherson strut front suspension and a redesigned front end was launched alongside the "standard" Beetle, which continued in production. Officially known (and marketed in Europe) as the VW 1302 from 1971 to 1972, and VW 1303 from 1973 onwards, but commonly called Super Beetle, the new stretched nose design replaced the dual parallel torsion bar beams which had compromised trunk space and relocated the spare tire from a near vertical to a low horizontal position. The redesign resulted in a tighter turning radius despite a 20 mm (0.79 in) longer wheelbase, and a doubling of the front compartment's cargo volume. As with previous models, air pressure from the spare tire pressurized the windshield washer canister, in lieu of an electric pump. For 1974, the previous flat steel bumper mounting brackets were replaced with tubular "self restoring energy absorbing" attachments, effectively shock absorbers for the bumpers, on North American market Beetles. These cars also got stronger "5 mph" bumpers that added an inch to the length of the car. The steering knuckle and consequently the lower attachment point of the strut was redesigned to improve handling and stability in the event of a tire blowout. This means struts from pre-1974 Super Beetles are not interchangeable with 1974-79s.



Wheel Tracks Classified

Tour Banners

For Sale
Sturdy cotton
With ties.
\$20.00

"Your Car Will
Wear it Softly"

Gene Fodor 802-372-9146
crownwheelwheel@comcast.net.



June Bumper Sticker...

**I just let my mind
wander, and it
didn't come back.**

For Sale... 1974 MGB Roadster, runs good, looks good, 70,000 miles, red, must see. \$3000.00.
Brian Larock, N. Ferrisburgh, 802-425-4960

8/14

Stuff For Sale.... 1982 Lawnboy, rear wheel drive, has a starter, 21inch cut. \$300.00
Will have a "model A Parts" sale this summer. Many to choose from...call me.

Marvin Ball, Ferrisburgh, 802-425-3529 8/14

For Sale..... 1938 Ford Standard Coupe w/ 75K original miles. Rare standard model w/ factory 85 HP V-8. 85 HP has chrome strips on grill and 85 HP emblem on hood. Repainted and reupholstered in the 50s. New carb and rebuilt dist. Runs very well. Converted to 39-40 juice brakes (need refurbishing). Only rust is tool tray area (panel below trunk lid) Tires have good tread but are old. Occasional slight clutch chatter in reverse. Wiper motor needs new seals to work. Asking 17,000. Ken Gypson, 518 423 7565 or kengypson@yahoo.com 6/14

**Order Your VAE
Name Tag**
Write \$7.00 check to:
Phyllis Skinner
PO Box 208
Northfield Falls, VT
05664-0208

Wanted....

Original Model A Ford
ammeter, 20-0-20.

Leo Laferriere
Call 802-496-2515 7/14

Wanted..... 120 gallon
propane tanks. The tanks that
are about 5 feet tall and 30
inches in diameter, I need 6 of
them for water storage.

Call Gary Fiske
802-933-7780

Wanted... Dealership
emblem for Burlington auto
dealer "Al Warren Ford",
circa 1969.

Also, air cleaner or parts for
390cid or 428cid 1969 Ford.
Dan Reed, 802-363-1448

8/14

Wanted... Frame, rear
bumper and bucket seats for
1969 Olds Cutlass
Supreme convertible. Contact
Ed Buturla 802-893-7007

8/14



For Sale..... 1930 Ford model A roadster, complete nut and bolt off restoration. Engine by Babbit Pot, body by Brookville... all steel of course. S-S windshield and stanchions and mirror. Maroon body color, yellow rims. All done except for interior panels and top. Have seat springs front and rumble from Labaron and Bonney, very nice temporary seats and rumble in car now.

About 50 miles on engine. Asking \$26,500.00 negotiable. Call for more info 864-3940 or vtboss1@aol.com 7/14

For Sale... Kayak, wilderness series pungo 120 barely used \$600.

Antique cherry dining table measures 44"x59" #7 terrifically detailed legs, 6" leafs, excellent shape \$400.

class 2 craftsman plow blade and hook up frame iron \$85. Joanna Conti, 244-8375 or email good66year@gmail.com 8/14

For Sale... Set of four Plymouth & Dodge 14" Magnum 500 rally wheels for 1967 through 1974 [maybe later]. Wheel trim rings and caps are in excellent condition. Wheels are nice with some surface rust on back and covered area of wheels. A little detailing will make these show quality. Hard to find in this condition. Tires on wheels are decent 225/75R14. \$425 .

Also for sale

Service Manuals-all in very good to as new condition and all original editions, no reprints.

1964 Dodge all models except 880 \$15. 880 models \$15

1969 Imperial \$15

1971 Ford 5 volumes \$20

1978 Chrysler, Dodge, Plymouth 2 volumes \$20

1982 K Car including Rampage 2 volumes \$20

1983 Chrysler, Dodge, Plymouth 3 volumes \$20

1984 Chrysler, Dodge, Plymouth 3 volumes \$20

1987 Chrysler, Dodge, Plymouth Rear wheel drive \$15.

Chris Barbieri

802-223-3104

cgeeb99@gmail.com

Automotive & Truck Clutches
OEM Replacement • Antique • High Performance
Flywheels & Hydraulics



135 Brook Avenue
Deer Park, NY 11729
www.falconclutch.com

Tel: [631] 667-7788
Fax: [631] 667-7789
Marc Carl: President

From Dave Sanders.....

Question: Why does a chicken coup have two doors?

Answer: If it had four doors, it would be a chicken sedan, not a coupe.

For sale.... 1950 Dodge Meadowbrook. I have had the car for 20yrs and it is time for a change. New paint about 10 years ago. 30K miles. \$9500. Don Rayta 50dodge@pshift.com or 802-644-2776 8/14

For Sale...."Need more garage space so am selling my set of 500 Mag Wheels w/ spinners. The wheels are in great shape as are the Spinners. The Spinners were \$85 alone. Picture shows wheels on our Falcon. \$500 for wheels and Spinners. Bruce Kier 802-449-3065 or email b_kier@hotmail. Serious inquiries, please.



VERMONT AUTOMOBILE ENTHUSIASTS

Please Send Dues or Address Changes to:

Christina McCaffrey

Membership Secretary

89 Ledge Road

Burlington, VT 05401-4140

christna.mccaffrey@vtmednet.org



Dave & Christine Stone's '66 Mustang

The reg. plate says "24KRUSH"
Which means.....24 Karat Gold Rush

June 2014



PRSRT STD
U.S. Postage
PAID
Montpelier, VT
Permit No. 61

**Attention....ALL Vermont Libraries,
Please turn to Page 7**



Pictured above is Jim Cary
and his latest "project"...A 1969 Ford F800.
His plan is to use it to haul his old tractors to events.

To the right, a 1940s (we think!) Chevy
Found for sale in Enosburg.
Should Wheel Tracks do a 'big Truck' feature?

