

Wheel Tracks



Pictured is Gary and Sharon Fiske's
1910 REO Touring Car.
See page 2 for more information.



David Sander - Chairman
802-434-8418 dasander@aol.com
Jason Warren - President
802-644-5635 jw790245@gmail.com
Judy Boardman—1st Vice
802-899-2260
judyboardman@gmail.com
Don Pierce - Treasurer 802-879-3087
dpiercelighting@yahoo.com
Charlie Thompson - Recording Secretary 802-878-2536
charlieandmarion@comcast.net
Wendell Noble—Term ends 1/2026
802-893-2232
wnoble@myfairpoint.net
Eric Osgood - Term ends 1/2026
802-635-2138
eric.osgood@outlook.com
Bob Hawke - Term ends 1/2026
802-652-9772 rah632@msn.com

Please pay dues to:

Christina McCaffrey, Member Secretary, 89 Ledge Road, Burlington, VT 05401-4140

VAEmembership@gmail.com
Or marleyparis@aol.com

To pay online, go to vtauto.org and click on "Renew Membership."

Education/Outreach Committee:

Ed Hilbert— Chair
Tom McHugh—Vice Chair
Wendell Noble—Secretary
Gary Olney
Nancy Olney
John Malinowski
Gary Fiske
Don Pierce
Charlie Thompson

Wheel Tracks Editors

Anne Pierce, 802-879-3087
forthecordinvermont@gmail.com
 Colchester, Vermont

&

Nancy & Ken Gypson, 518-423-7565
kengypson@yahoo.com
nancygypson@yahoo.com
 Poestenkill, New York

The Vermont Antique and Classic Car Meet Co-Chairs:

Bob Chase 802-253-4579
rccwrn@stoweaccess.com

Duane Leach 802-849-6174
dmleachs@gmail.com

Justin Perdue-Webmaster

David Hillman- Welcome Committee


John Lavalley- Communications

Wheel Tracks Printer- Messenger Marketing, St. Albans, VT

Vermont Automobile Enthusiasts Website...

vtauto.org

**FROM OUR PRESIDENT,
JASON WARREN**



Hello everyone,

It has been a snowy winter and I am looking forward to green grass and sunny skies! And, a chance to get outside and accomplish some much needed projects.

But, during these slower times, I appreciate our monthly meeting events, especially our visit to the National Guard in Hyde Park. Though only a few of us attended, it was a very educational tour! We got to see some really cool military vehicles and how they house them.

It's always important to show up to these events and support those who organize them!

I look forward to our next event!

Jason



Thanks to Gary Fiske for providing the following words about their prized 1910 REO Touring Car:

I have had the car for about five years and have put maybe 200 to 300 miles on it. You sit high in it and going only 30MPH, it feels like 50MPH, which it is registered for. I bought it from an elderly gent in Philadelphia who was having trouble crank starting it. And, guess what? I now know what he was talking about! The only thing on the car that is "not correct" is an impulse magneto so it starts easier, but it ain't like a good old starter motor. The car has a 30HP 4-cylinder engine with 34X3.5 wheel. It drives beautifully and is really fun on some of these country roads up this way.



Mr. Ransom Olds knew how to build a car!

About Us

We at Vermont Automobile Enthusiasts preserve the history and the vehicles of our automotive past. Since our beginning in 1953, our central mission has been to educate, and to enjoy our old vehicles and our wonderful membership.

We are a 501c3 not-for-profit Inc. Membership is \$35 per year or \$60 for 2 years. Become a member by clicking on "Join VAE" on our website, fill out the form and mail it with \$ to our secretary. Or, pay online by clicking on "Renew Membership."

Wheel Track's monthly deadline to the editors is the 5th of each month.

Contact us at...
vaeinfo@gmail.com

Our website is...
vtauto.org

Please scan this QR Code for New Membership and Membership Renewal.

Please scan this QR Code to donate to the Vermont Automobile Enthusiasts.



Next up.....

2025 CALENDAR OF EVENTS

And always open to all members & guests!

APRIL 12: Saturday at 1 PM. **CAMP JOHNSON MUSEUM.** We will be touring the museum at 30 Mount Mansfield Avenue, Colchester, VT. Coordinators: Judy Boardman & Charlie Thompson

MAY 17: Saturday. Time TBA. **BRADFORD, VERMONT, TOUR.** We have been invited back to the River Bend Career & Technical Center, 36 Oxbow Drive, Bradford, VT, with a car tour to follow. Coordinators: Gary Fiske & Duane Leach

JUNE 28: Saturday, 9 AM—2 PM. **CAMBRIDGE CAR SHOW.** Cambridge Elementary School soccer fields, 1886 School Street, Jeffersonville, VT. Free admission! Just bring your car! If you'd like to help at the bake sale table or with field setup/takedown, it would be most appreciated. Questions? Call Host/Coordinator Jason Warren at 802-477-2430.

JULY 12: Saturday. **TOUR OF FORT TICONDEROGA, NEW YORK.** More details to follow. Coordinators: Ray Tomlinson & Kathleen Langlais

JULY 25-27: 42nd **GRANBY INTERNATIONAL CAR SHOW,** Daniel Johnson Park, 230 rue Drummond, Granby, QC, Canada. 350+ flea market vendors, 30,000+ visitors, 3,000+ show cars! For more info, go to www.vadg.ca

AUGUST 8, 9 & 10: **VERMONT ANTIQUE & CLASSIC CAR MEET.** Farr Field, Waterbury, VT. Coordinators: Duane Leach and Bob Chase

SEPTEMBER 27: Saturday. **VAE MEMBER GARAGE TOUR** in the Williston, VT, area. More details to follow. Coordinator: Wendell Noble

OCTOBER: **ANN GYPSON TOUR.** More info to follow. Coordinator: Buzz Stone

NOVEMBER: **ANNUAL MEETING.** Date & time TBA. Coordinator: Judy Boardman

DECEMBER: **VAE ANNUAL HOLIDAY GATHERING.** Date & time TBA. Coordinators: Charlie & Marion Thompson

ONGOING MONTHLY MEETINGS

EDUCATION & CHARITABLE OUTREACH COMMITTEE MEETINGS: Generally the 3rd Saturday of each month in Williston, VT, at 10 AM, 338 Commerce Street. Contact Chairman Ed Hilbert for meeting confirmation at 802-453-3743.

VERMONT ANTIQUE & CLASSIC CAR MEET COMMITTEE MEETINGS: 3rd Wednesday of each month at 7 PM at Revitalizing Waterbury, 46 So. Main Street, Waterbury, VT. Co-chairmen: Duane Leach & Bob Chase.

CARS & COFFEE

CARS & COFFEE VERMONT: Beginning in May. Third Saturday of each month at University Mall, Dorset Street, So. Burlington, VT. 7 AM—9 AM. <http://carscoffeevermont.com>. Coordinator: John Malinowski. 802-662-106.

CARS & COFFEE MIDDLEBURY: Beginning in May. First Saturday of each month at A&W, Route 7, Middlebury, VT. 8 AM-10 AM. Coordinator: Dave Stone. 802-598-2842.

WAITSFIELD CARS & COFFEE: Beginning in May. First Sunday of each month at Mad River Exchange, 6163 Route 100, Waitsfield, VT. 9 AM—12 PM. Coordinator: John Lynch. 802-496-5251.

NEW
LOCATION

"Remember When?" with Chris Barbieri



There are so many ways to pay tribute to our antique cars, special interest cars, vintage cars, and oh so many ways to pay tribute to any of our "older" and cherished vehicles. There are the usual car shows, participating in parades, carrying newlyweds off on their honeymoon, or often vehicles used for background in all kinds of advertising from "soup to nuts."

TV and movies present never-ending opportunities. Some are rather unique. One of my favorites was the short-lived, one season "My Mother the Car," a sitcom starring Jerry Van Dyke, brother of popular Dick Van Dyke. The show was based around a 1928 Porter automobile that talked. Yes, talked. I kid you not!

I recently came across another interesting tribute to collector cars. It's aftershave lotion from Avon. In this case, it's not so much the aftershave lotion; it's the shave lotion container.

Avon was founded as the California Perfume Company in 1886 by David H. McConnell and was later named Avon Products in 1939. Various container designs were used over the years. The container as shown above is typical of 1970s-and-later classic car designs. Today Avon car bottles that are unopened and still have all stickers are considered "very valuable."

Remember When??

Editor's Note: I was fascinated with Chris's article and pics of the Avon aftershave bottles above. I loved the cute car bottles and told him so by email and that I had checked out eBay for more bottles. He responded back to me with the following that I actually found more interesting than the article he wrote, but don't tell him I said that. And I thought our Wheel Tracks readers might like to also know what Chris didn't tell us in his article, so here's his response to me in its entirety"

"I poked around for 'Avon Aftershave' and found a few car bottles but not much. The pricing ran as high as \$35-ish for a mint with the box. You were right that there aren't many around.

"I have 4 bottles with boxes. I bought them pre-Covid from, of all places, a train store with train setups running all over the place. When I had not much to do, I'd go to this shop and enjoy the running trains all over and chat with their owners. It was a fun place and I'd bring friends when they had an interest.

"On one of my visits, as I exited the shop, I noticed the 4 boxes of the aftershave lotion on a shelf full, mostly hidden, among model train sets and parts for sale. It seemed a little out of place among all the train stuff, to say the least. There was a guy at the shop entrance to welcome and assist the model train folks, so I asked him how much he wanted for the aftershave. He shrugged and said something like, "Beats me," and asked what I would give. I said, "Buck a bottle," and he said, "Sounds good to me."

"Fortunately, I had 4 singles in my wallet. I continued to visit the shop until Covid hit. I was always welcomed and the 4 boxes of Avon aftershave were never mentioned."



“The Softer Side”

A Column Shared by Nancy Olney (Left), Judy Boardman (Center) & Anne Pierce (Right)

..... from Guest Columnist Marion Thompson

“The Duster Coat”

The Duster Coat first caught my attention when my daughter, Tammy, decided to make one for a friend. She obtained a pattern from Etsy online and fabric from Joann's. She completed sewing the duster in time for her friend to wear it driving his 1903 Cadillac for a car tour in England.

One of the first versions of the coat was made of coarse wool and was worn by the Dutch at sea to protect them from the cold sea water. In early America, horseback riders wore the coat to protect themselves from dust and dirt. Later, the first automobile drivers wore the full-length, light-colored canvas or linen duster to protect themselves the same way as the open cars traveled dusty roads. In the early 1900s, the duster became popular for both men and women as it was worn inside for manual labor to leisurewear.

The Duster Coat now makes a fashion statement as the leather duster coats were the fashion “must haves” for the winter of 2023, bringing it from the past into the future.



Marion and her husband, Charlie, are long-time VAE members. They reside in Colchester, VT.


Tammy Thompson (center), a VAE member, is pictured here with a couple friends and “The Duster Coat” in England.

VAE WEBSITE PASSWORD

The 2025 password to the “members only” section of the VAE website has gone out. If you did not receive the email from John Lavalley, it’s probably because your dues are in arrears. It’s very easy to know when your dues are due by the date next to your name on the back cover of the latest *Wheel Tracks* you have. For example, if it says 12/2024, it means your dues were due then.

You can also contact VAE Membership Secretary Christina McCaffrey whose contact info can be found on Page 2 of *Wheel Tracks*.

Finally, you can pay your dues, donate to the VAE, and soon will be able to register for the 2025 VAE Antique & Classic Car Meet this coming August all through the QR codes found on Page 2 of *Wheel Tracks*.





Wheel Tracks Academy



By "Visiting' Associate Professor" Gary Fiske



By replacing your morning coffee with green tea, you can lose 87% of what little enjoyment you have left in life.

Never confuse education with intelligence.

Walmart had to remove 50,000 milk cartons from their stores. The labels have been changed from "Open Here" to "Open At Home."

Wife: "Would you please stop yawning while I am talking to you?"

Husband: "I am not yawning. I am trying to say something."



IT'S BETTER TO GROW OLD WITH A SENSE OF HUMOR THAN TO GROW OLD WITH NO SENSE AT ALL

Sorry, your password must contain:

- At least 8 characters.
- Both upper & lower case letters.
- A symbol or number.
- A hieroglyph.
- A haiku.
- A musical note.
- The feather of a hawk.
- And a drop of unicorn blood.



This, That & The Other


Cheyenne Martindale took off like a rocket out of Bradford last year! Her destination was Lincoln Technical Institute. She graduates this September and her grade point average is in the 90s; in other words, she is loving it.

She is difficult to catch up to, so her dad gave me a few details. The transition from Bradford, VT, to E. Windsor, Conn., was huge and now it's routine where Cheyenne makes the trip home weekly to her "weekend" job.

Her focus is auto collision repair & refinishing where welding, structural, electrical, mechanical, and the art of painting is part of the program. Cheyenne is toying with the idea on taking some business classes through CCV to round out her new skills once she is

finished in Connecticut. **We wish you our best, Cheyenne. Your dreams and the courage to go after them is wonderful.**

Check out the picture on the right. That seal hanging loosely off the shaft is not the subject here: it is the silver-disc thingy behind it that is the main subject. It is called an "Oil Slinger."



Backing up a bit to two Decembers ago when I found a 1930 Franklin Club Sedan in Toronto, Canada, and dragged it home, I had been looking for a club sedan for years, so my rambunctious tendencies might have made me jump into the deal a little too fast, along with giving the seller more of my trust than I should have. There were many surprises when I got home!

The seller did tell me the front main seal needed changing, as he was losing a lot of oil from that area during his tours. I spent some time slowly getting into the front seal area watching for anything that would cause the oil loss in the quantities mentioned. I found nothing.

Next, I made the trip to my retired mechanic neighbor for a sit-down. Even though there are many times no solutions are found, our conversations are always fun. It looked like it was going to be a no-solution day when John mentioned an out-of-town tractor-trailer driver stopping by his garage one day. The driver said he was losing gallons of oil and asked John if he could help. Guess what John found? Yes, the front oil-slinger was not there. In my case, while my attention was on the oil seal, I had not noticed that my oil-slinger was also missing. It turns out mechanics forgetting to install the oil-slinger is not normal. It is also not unheard of. I wish I had more room here to relate some of his stories. John Reighley has been in the mechanics business for a long time with a skill level of only a few and many detailed stories to go with it.

So what does the oil-slinger do anyway? Well, it keeps the majority of the oil away from certain areas. When oil hits the rotating slinger, in my case attached to the drive shaft, the oil is slung away before it can hit directly into the oil seal area.

Also in my case, where the main seal is located in the center of the cooling fan, the negative pressure caused by the massive air movement could have helped even more oil to seep through.

Following John's advice, I will add aviation form-a-seal when I install the main gasket and also on the "scratched" area of the keyed drive shaft when I slide the fan in place. He likes the Permatex brand. I will find if all this "theorizing" is correct when I am driving around Franklin County this summer. **Ain't life in the shop exciting!!**

Wheel Tracks Classifieds



Bumper Sticker of the Month...

If only vegetables smelled as good as bacon.



FOR SALE...1930 Nash 2 door, has overdrive, other axel is available. Frame up restoration by G&G in Proctorsville, VT in 1991. Asking \$25,000, can be seen in Springfield, VT. Mary Lou Hurd at dmhurd@vermontel.net or 802-885-5863.

FOR SALE...

1937 Buick model 47 fastback, 78,668 miles. Runs, but engine needs work. Comes with rare factory radio and a set of new correct repro hubcaps. \$4,500.



1931 Buick model 54 Roadster, extremely rare Marquette body with mid-year change to torque tube rive. Comes with many valuable parts needed for restoration, including extra engine. \$7,500.



FOR SALE... 1941 Packard 160 Touring Car. Unrestored. 88,354

original miles. Hasn't left Vermont. Classic black. **block needs repair or replacement** Good winter project. \$25K. Paul & Christina McCaffrey. 802-318-6259 or 802-318-2636



FOR SALE...Big Jack 90K BTU wood hot-air furnace. Built in Paradise, MN, excellent condition and very well built. Specs can be found online. Includes blower & controls, \$500. Call Gary at 802-933-7780.

FOR SALE...1987 Pontiac Fiero, excellent running order, minor cosmetics. Call for more details. 802-279-5129, asking 7k. Laura and Gerald Vargo.



WANTED...1970s Bronco, nothing that has been cut and is roadworthy. Send info to 50dodge@pshift.com.



1927 Buick model 24 roadster, needs restoration \$1,500.



1925 Hudson Super Six Brougham, solid original car in running condition with new correct 6.50 X 21 B.F. Goodrich tires. \$8,500.

Bill Billado (802) 985-2405 or fwbinvt@gmail.com

Announcing: Early Ford V8 Club "Wings & Wheels Swap Meet and Car Show" at the Fitchburg Airport in MA. April 27, 2025 from 6AM to 1PM. General admission \$10, 20X29 vendor space \$40. Address is: EFV-8 Club, PO Box 2393, Littleton, MA.


There is a new family business that has done several repairs and an inspection for Charlie Thompson with prompt and good service. Three generations of the Thompson family have used two generations of this family business for their automotive needs for over 50 years. Charlie would like to see this business succeed. **For service, repairs, and inspections try JB's AUTO on Route 2A in Essex (Former location of Bob's Auto). Call 802-876-7116.**



The Roadside Diner

SAUSAGE CREAM CHEESE CRESCENT ROLLS


16 ounces pork sausage, cooked and crumbled
8 ounces cream cheese, softened
1 cup shredded sharp cheddar cheese
2 cans refrigerated crescent rolls



Nancy Gypson

Line a baking sheet with parchment paper. Combine the crumbled sausage, softened cream cheese, and shredded cheddar cheese. Roll out the crescent rolls and separate into triangles. Cut each triangle in half lengthwise. Spoon a tablespoon of the sausage mixture onto each roll. Roll up, starting with the thick end. Place on baking sheet and bake in preheated 375 degree oven for 15 minutes or until golden brown. Great as an appetizer or with soup for supper.

Picture of 1910 Oldsmobile to compare to the Fiske's
1910 REO



My wife asked me to go wash the car with our son. I told her a hose would probably be more efficient.

Q: "What did you do with all those old batteries?"
A: "I gave them away, free of charge."



April 2025

Attention..... The date printed after your name is when your VAE Member expires.

KEN'S CORNER: RANSOM E. OLDS

Sticking with the REO and Oldsmobile theme, let's look into Ransom Olds' journey with the burgeoning automobile industry of the late 1800s and early 1900s.

Ransom Eli Olds was born in Geneva, OH and passed in 1950. He founded the Olds Motor Vehicle Company in Lansing, Michigan on August 21, 1897. In 1899 Samuel Smith, a copper and lumber magnate, bought Olds' company and relocated it to Detroit and renamed it Olds Motor Works. Smith became president while Ransom Olds was now the vice president and general manager.



Ransom E. Olds

In 1901 Olds designed and produced Curved Dash Oldsmobiles. They sold for \$60!

Contrary to popular belief, Ford did not invent the assembly line. The Curved Dash Oldsmobile was the first to be produced on an assembly line. Even after a fire that destroyed the plant in its first year (1901), over 600 cars were produced. By 1902 production reached 2,500 units and by 1904 the company had produced almost 5,000 cars. **What Ford did was to automate the assembly line.**



Curved Dash Oldsmobile

Not often brought to light is the fact that Olds also designed and manufactured over 2,000 steam engines by 1892. It was in 1887 that he produced his first steam-powered car. And, in 1891 he was the first to export an automobile...to India no less. His first gasoline engine was produced in 1895.

Smith and Olds clashed about what price range Olds vehicles should be in. Smith wanted expensive and luxurious cars, while Olds wanted everyday folks to be able to afford them. So, in 1904 Olds left and incorporated the REO Car Company.

The REO debuted on October 15, 1904. In 1909 REO started making trucks which lasted until 1975 as the Diamond REO under White Truck ownership.

The last REO automobile was produced in 1936 and the last Oldsmobile was produced in 2004.

